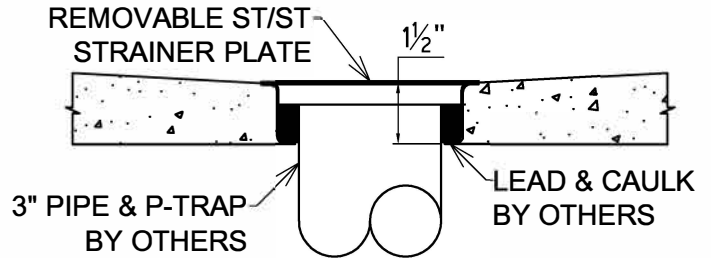
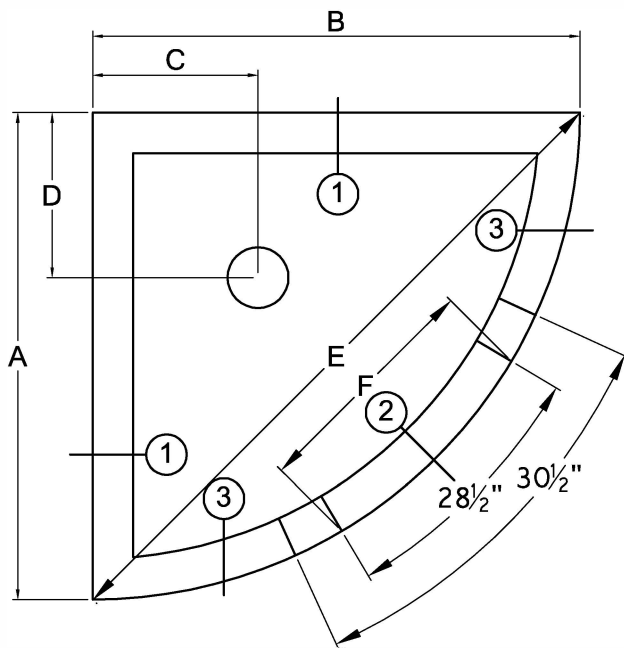


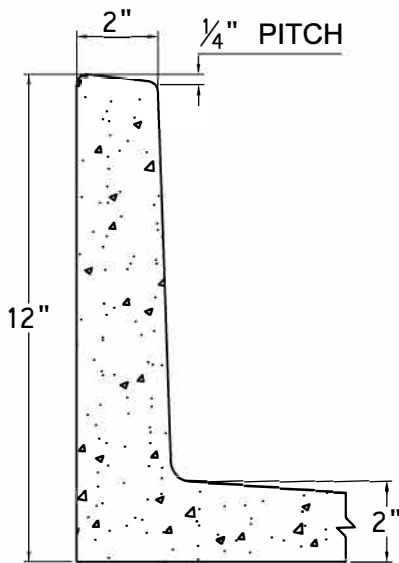
TSBCR - 12" NEO. CORNER W/6" DROP FRONT

SPECIFICATIONS

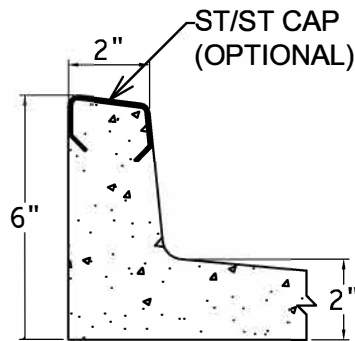
PRE-CAST TERRAZZO OF WHITE MARBLE CHIPS IN GRAY CEMENT AND A 3" STAINLESS STEEL DRAIN BODY CAST INTEGRAL WITH A REMOVABLE STRAINER PLATE MADE OF STAINLESS STEEL



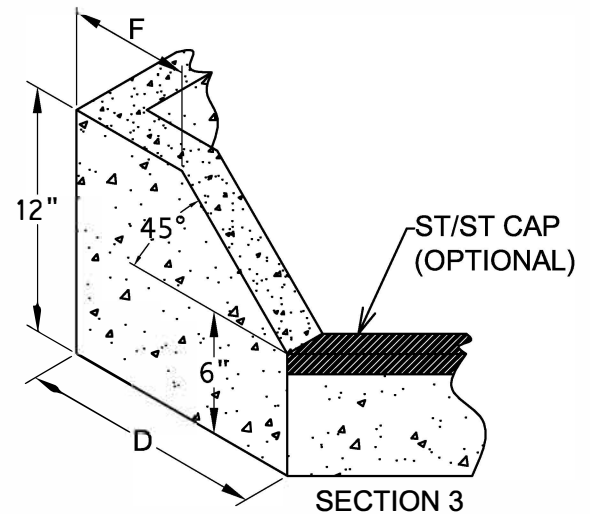
SECTION THRU DRAIN



SECTION 1



SECTION 2



SECTION 3

QTY	SIZE	A	B	C*	D*	E	F

* INDICATES DRAIN LOCATION. DIMENSIONS MUST BE SPECIFIC, ESPECIALLY WITH OFFSET DRAIN.

DRAIN SIZE (OTHER THAN 3"): _____

COLOR (OTHER THAN WHITE) _____

ADDITIONAL CAPS IN ADDITION TO THRESHOLD _____

NOTE: ESTABLISH 1/4" INCH CLEARANCE BETWEEN SHOWER FLOOR AND WALL. IT IS IMPORTANT THAT ENTIRE AREA BETWEEN RECEPTOR AND BUILDING FLOOR HAVE A LAYER OF MORTAR IN ORDER THAT SHOWER FLOORS BE LEVEL.

NOTE: CUSTOMER TO REVIEW, VERIFY, AND APPROVE DRAWING FOR PRODUCTION. ONCE DRAWING IS SIGNED FOR APPROVAL AND SUBMITTED WITH ORDER, THE ORDER SHALL BE **NON-CANCELABLE**.

IMPORTANT: DUE TO THE NATURE OF MATERIAL AND MANUFACTURING PROCESS THE ACTUAL DIMENSIONS MAY VARY $\pm 1/4"$

FIAT
PRODUCTS

CUSTOMER SERVICE
833-549-2887
www.fiatproducts.com

DWG. APPROVED: _____

DATE: _____

CUST: _____

JOB: _____

ORDER #: _____