



2011 Fiat Products®
List Price Book 612011-L2

Effective June 1, 2011

U.S. Edition

Replaces List Price Book 612010-L1

A decorative graphic at the bottom of the page consisting of numerous thin, overlapping, wavy lines in a light brown or gold color, creating a sense of motion and depth.

Fiat Products® Quick Reference

Model Number	Regular	List Price Special	Bone	Page	Model Number	Regular	List Price Special	Bone	Page
24EFS	364.00			87	4832WLSTS	308.00			2
30MFT	434.00	523.00		10	4832WLSTS			336.00	2
30WLS	190.00			5	4834MFTR	596.00	685.00		13
30WLSSTS	210.00			5	4836MFTR	626.00	715.00		13
3236MFTRS	522.00	611.00		14	48FTR	552.00	641.00		18
32FT	437.00	526.00		17	48MFT	944.00	1,033.00		11
32MFT	462.00	550.00		10	48WL	280.00			3
32MFTC	493.00	582.00		15	48W			312.00	3
32MFTD	500.00	589.00		16	48WLSTS	312.00			3
32WL	197.00			1	48WLSTS			339.00	3
32WL			232.00	1	500	721.00			42
32WLS	204.00			5	502	789.00			42
32WLSTS	232.00			1	506	858.00			42
32WLSTS			260.00	1	5432MFTR	637.00	726.00		13
34MFT	486.00	575.00		10	54WL	317.00			3
34MFTC	473.00	562.00		15	54WL			351.00	3
34WL	215.00			1	54WLSTS	351.00			3
34WL			250.00	1	54WLSTS			379.00	3
34WLD	267.00			4	6030MFTR	728.00	817.00		13
34WLD			298.00	4	6032MFTR	820.00	909.00		14
34WLDSTS	298.00			4	6034MFTR	810.00	899.00		14
34WLDSTS			326.00	4	6036MFTR	829.00	918.00		14
34WLSTS	250.00			1	60WL	336.00			3
34WLSTS			277.00	1	60WL			368.00	3
3632MFTR	480.00	569.00		11	60WLSTS	368.00			3
3642MFTRS	630.00	719.00		15	60WLSTS			395.00	3
3648MFTRS	704.00	793.00		15	630	847.00			43
36EFS	371.00			87	632	865.00			43
36FT	446.00	535.00		17	640	739.00			43
36FTC	504.00	593.00		18	642	793.00			44
36MFT	489.00	578.00		10	646	901.00			44
36MFTC	497.00	586.00		16	702	876.00			44
36MFTD	560.00	648.00		16	830AA	220.00			90
36WL	217.00			1	99M30	1,531.00			41
36WL			253.00	1	99M32	1,554.00			41
36WLC	257.00			4	A3636.01LF	3,976.00			27
36WLC			289.00	4	A3636.01LG	2,902.00			27
36WLCSTS	289.00			4	A3636.01RF	3,976.00			27
36WLCSTS			317.00	4	A3636.01RG	2,902.00			27
36WLD	272.00			4	A3636H.01LF	4,007.00			27
36WLD			304.00	4	A3636H.01RF	4,007.00			27
36WLDSTS	304.00			4	A4238.01LF	4,001.00			29
36WLDSTS			331.00	4	A4238.01LGB	2,928.00			29
36WLSTS	253.00			1	A4238.01RF	4,001.00			29
36WLSTS			280.00	1	A4238.01RGB	2,928.00			29
38WLC	268.00			5	A4238.02LGB	2,928.00			29
38WLC			300.00	5	A4238.02RGB	2,928.00			29
38WLCSTS	300.00			5	A4238H.01LF	4,032.00			29
38WLCSTS			328.00	5	A4238H.01RF	4,032.00			29
40FT	536.00	625.00		17	A4834.07LF	4,064.00			30
40FTC	551.00	640.00		18	A4834.07LGB	2,989.00			30
40MFT	560.00	649.00		11	A4834.07RF	4,064.00			30
40MFTC	648.00	737.00		16	A4834.07RGB	2,989.00			30
40MFTD	646.00	735.00		17	A4834.08LGB	2,989.00			30
4232MFTR	499.00	588.00		12	A4834.08RGB	2,989.00			30
4234MFTR	520.00	609.00		12	A4834H.07LF	4,095.00			30
4236MFTR	552.00	641.00		12	A4834H.07RF	4,095.00			30
4242WL	306.00			2	A4838.05LF	4,290.00			29
4242WL			341.00	2	A4838.05LGB	3,216.00			29
4242WLSTS	341.00			2	A4838.05RF	4,290.00			29
4242WLSTS			368.00	2	A4838.05RGB	3,216.00			29
42MFT	596.00	685.00		11	A4838.06LGB	3,216.00			29
42WL	252.00			2	A4838.06RGB	3,216.00			29
42WL			283.00	2	A4838H.05LF	4,321.00			29
42WLSTS	283.00			2	A4838H.05RF	4,321.00			29
42WLSTS			311.00	2	A6030.01LF	4,488.00			27
4732	1,787.00			40	A6030.01LGB	3,435.00			27
4736	1,955.00			40	A6030.01ND	3,136.00			27
48	2,297.00			41	A6030.01NGBU	3,435.00			27
4832MFTR	555.00	644.00		12	A6030.01RF	4,488.00			27
4832WL	277.00			2	A6030.01RGB	3,435.00			27
4832WL			308.00	2	A6030H.01LF	4,519.00			27




Fiat Products®
Product Quick Reference

Fiat Products® Quick Reference

Fiat Products®
Product Quick Reference

Model Number	Regular	List Price Special	Bone	Page	Model Number	Regular	List Price Special	Bone	Page
A6030H.01RF	4,519.00			27	MS306-100N73	2,240.00			35
A6036.01GU	3,856.00			28	MS306H-100N00	2,132.00			35
A6036.01LF	4,826.00			28	MS3600100N00	1,367.00			32
A6036.01LGB	3,856.00			28	MS3600100N73	1,506.00			32
A6036.01ND	2,586.00			28	MS3600600N00	1,718.00			32
A6036.01RF	4,826.00			28	MS3600H100N00	1,398.00			32
A6036.01RGB	3,856.00			28	MS3600H600N00	1,749.00			32
A6036H.01LF	4,857.00			28	MS4836100N00	1,820.00			31
A6036H.01RF	4,857.00			28	MS4836100N73	1,958.00			31
A6038.01LF	4,549.00			28	MS4836600N00	2,207.00			31
A6038.01LGB	3,474.00			28	MS4836H100N00	1,851.00			31
A6038.01ND	2,100.00			28	MS4836H600N00	2,238.00			31
A6038.01RF	4,549.00			28	MSB3624	371.00			89
A6038.01RGB	3,474.00			28	MSBID2424	320.00			88
A6038.02LGB	3,474.00			28	MSBIDTG2424	658.00			89
A6038.02RGB	3,474.00			28	MTS3600H100N00	2,858.00			34
A6038H.01LF	4,580.00			28	MTS377-100N00	2,827.00			34
A6038H.01RF	4,580.00			28	MTS377-100N73	2,965.00			34
ADAF3636	559.00			20	MTS6035100L00	1,849.00			34
ADAF6030	740.00			20	MTS6035100R00	1,849.00			34
ADAF6036	824.00			20	MTS6035100X73	1,888.00			34
ADAT3636	1,393.00	1,482.00		21	MTS6035H100X00	1,880.00			34
ADAT6030	1,546.00	1,635.00		21	MTS6200100L00	1,770.00			33
ADAT6036	1,624.00	1,713.00		21	MTS6200100R00	1,770.00			33
ADAW3636	1,211.00	1,300.00		22	MTS6200100X73	1,909.00			33
ADAW6030	1,642.00	1,731.00		22	MTS6200600L00	2,215.00			33
ADAW6036	1,808.00	1,896.00		22	MTS6200600R00	2,215.00			33
AWL3232	555.00			6	MTS6200H100X00	1,801.00			33
AWL3434	566.00			6	MTS6200H600X00	2,246.00			33
AWL3636	582.00			6	MTS6310103L00	1,849.00			34
AWL4234	604.00			7	MTS6310103R00	1,849.00			34
AWL4236	626.00			7	MTS6310103X73	1,880.00			34
AWL4832	626.00			7	MTS6310H103X00	1,888.00			34
AWL4834	667.00			7	P1	92.00			62
AWL6030L	667.00			8	P6	421.00			62
AWL6030R	667.00			8	PA11	176.00			50
AWL6032L	667.00			8	RM	810.00	899.00		18
AWL6032R	667.00			8	RMC	810.00	899.00		19
AWL6034	678.00			9	RMD	1,444.00	1,533.00		19
AWLC3636	582.00			9	RMM	911.00	1,000.00		19
AWLC3838	604.00			9	S101	4,926.00			37
DL1	135.00	162.00		51	S115	5,880.00			38
DL1720	106.00			59	S125	7,845.00			39
DL17206	603.00			59	S135	5,485.00			46
DL6	668.00	802.00		51	S86	3,892.00			36
FL1	137.00	164.00		55	S91	3,603.00			36
FL6	736.88	883.00		55	S92	3,736.00			37
FL7	126.00			56	S9632	4,708.00			45
FL76	677.00			56	S9636	5,331.00			45
FLTDII	280.00	308.00		57	S9732	4,460.00			47
L1	137.00	164.00		52	S9736	5,019.00			47
L5	714.00			58	SB2424	523.00	634.00		75
L6	736.00	883.00		52	SB3030	540.00	651.00		75
L7	126.00	153.00		53	SB3232	547.00	658.00		76
L76	667.00			53	SB3624	585.00	695.00		77
LA51	827.00			50	SB3636	619.00	730.00		78
LTDII	280.00	308.00		54	SBC3636	602.00	713.00		78
MBS2424	364.00			88	SF1F	113.00			61
MS305-100L00	2,032.00			35	SF1W	113.00			60
MS305-100N00	2,032.00			35	SF6F	632.00			61
MS305-100N400	2,032.00			35	SF6W	632.00			60
MS305-100N73	2,170.00			35	TAT1	237.00			50
MS305-100R00	2,032.00			35	TERRAZZOKIT	88.00			25
MS305-100X73	2,170.00			35	TSB100	958.00	1,069.00		79
MS305-103L00	2,494.00			35	TSB200	747.00	858.00		83
MS305-103N00	2,494.00			35	TSB300	1,375.00	1,486.00		80
MS305-103N400	2,494.00			35	TSB3000	994.00	1,105.00		65
MS305-103R00	2,494.00			35	TSB3001	1,197.00	1,308.00		66
MS305-103X73	2,633.00			35	TSB3002	1,397.00	1,508.00		66
MS305H-100X00	2,063.00			35	TSB3003	1,101.00	1,212.00		67
MS305H-103X00	2,525.00			35	TSB3010	747.00	858.00		68
MS306-100N00	2,101.00			35	TSB3011	1,019.00	1,130.00		68




Shower Floors - Molded Stone™

Product	Model Number	Description	List Price		Approx. Wt. (lbs./kg)	Cubes (Ft. ³)	
			White	Bone			
	32WL	Cascade™ 32" x 32" (813mm x 813mm) Single threshold, Molded Stone™ shower floor with integral drain, quick drain connector and color-matched, plastic strainer. Recessed for floor installation.	\$ 197.00	\$ 232.00	31/14	5.4	
	32WLSTS	Same as 32WL, with stainless steel strainer.	\$ 232.00	\$ 260.00	31/14	5.4	
	Recommended Upgrades and Parts						
	QIC2	Quick Drain Connector - Use with cast iron soil pipe, P.V.C. schedule 40 D.W.V. and steel schedule 40.		See page 26 for pricing.			
	QIC2CP	Quick Drain Connector - Use with cooper D.W.V.					
	00242604100	Strainer Plate - White, plastic construction					
	00242604208	Strainer Plate - Bone, plastic construction					
	STRWLPB000	Strainer Plate - Polished brass finish					
STRWL000	Strainer Plate - Stainless steel construction						
Regular Colors 100 - White 208 - Bone							
	34WL	Cascade™ 34" x 34" (864mm x 864mm) Single threshold, Molded Stone™ shower floor with integral drain, quick drain connector and color-matched, plastic strainer. Recessed for floor installation.	\$ 215.00	\$ 250.00	36/16	6.0	
	34WLSTS	Same as 34WL, with stainless steel strainer.	\$ 250.00	\$ 277.00	36/14	6.0	
	Recommended Upgrades and Parts						
	QIC2	Quick Drain Connector - Use with cast iron soil pipe, P.V.C. schedule 40 D.W.V. and steel schedule 40.		See page 26 for pricing.			
	QIC2CP	Quick Drain Connector - Use with cooper D.W.V.					
	00242604100	Strainer Plate - White, plastic construction					
	00242604208	Strainer Plate - Bone, plastic construction					
	STRWLPB000	Strainer Plate - Polished brass finish.					
STRWL000	Strainer Plate - Stainless steel construction.						
Regular Colors 100 - White 208 - Bone							
	36WL	Cascade™ 36" x 36" (914mm x 914mm) Single threshold, Molded Stone™ shower floor with integral drain, quick drain connector and color-matched, plastic strainer. Recessed for floor installation.	\$ 217.00	\$ 253.00	39/18	6.6	
	36WLSTS	Same as 36WL, with stainless steel strainer.	\$ 253.00	\$ 280.00	39/18	6.6	
	Recommended Upgrades and Parts						
	QIC2	Quick Drain Connector - Use with cast iron soil pipe, P.V.C. schedule 40 D.W.V. and steel schedule 40.		See page 26 for pricing.			
	QIC2CP	Quick Drain Connector - Use with cooper D.W.V.					
	00242604100	Strainer Plate - White, plastic construction					
	00242604208	Strainer Plate - Bone, plastic construction					
	STRWLPB000	Strainer Plate - Polished brass finish.					
STRWL000	Strainer Plate - Stainless steel construction.						
Regular Colors 100 - White 208 - Bone							
	CASCADE KIT	Cascade Shower Floor Repair Kit Repairs compression Molded Stone™	See page 26 for pricing.				




Shower Floors - Molded Stone™

Shower Floors - Molded Stone™

Shower Floors - Molded Stone™




Product	Model Number	Description	List Price		Approx. Wt. (lbs./kg)	Cubes (Ft. ³)
			White	Bone		
	4242WL	Cascade™ 42" x 42" (1067mm x 1067mm) Single threshold, Molded Stone™ shower floor with integral drain, quick drain connector and color-matched, plastic strainer. Recessed for floor installation.	\$ 306.00	\$ 341.00	40/18	9.2
	4242WLSTS	Same as 4242WL, with stainless steel strainer.	\$ 341.00	\$ 368.00	40/18	9.2
	Recommended Upgrades and Parts					
	QIC2	Quick Drain Connector - Use with cast iron soil pipe, P.V.C. schedule 40 D.W.V. and steel schedule 40.	See page 26 for pricing.			
	QIC2CP	Quick Drain Connector - Use with cooper D.W.V.				
	00242604100	Strainer Plate - White, plastic construction				
	00242604208	Strainer Plate - Bone, plastic construction				
STRWLPB000	Strainer Plate - Polished brass finish					
STRWL000	Strainer Plate - Stainless steel construction					
Regular Colors						
100 - White 208 - Bone						
	42WL	Cascade™ 42" x 34" (1067mm x 864mm) Single threshold, Molded Stone™ shower floor with integral drain, quick drain connector and color-matched, plastic strainer. Recessed for floor installation.	\$ 252.00	\$ 283.00	39/18	7.3
	42WLSTS	Same as 42WL, with stainless steel strainer.	\$ 283.00	\$ 311.00	39/18	7.3
	Recommended Upgrades and Parts					
	QIC2	Quick Drain Connector - Use with cast iron soil pipe, P.V.C. schedule 40 D.W.V. and steel schedule 40.	See page 26 for pricing.			
	QIC2CP	Quick Drain Connector - Use with cooper D.W.V.				
	00242604100	Strainer Plate - White, plastic construction				
	00242604208	Strainer Plate - Bone, plastic construction				
STRWLPB000	Strainer Plate - Polished brass finish					
STRWL000	Strainer Plate - Stainless steel construction					
Regular Colors						
100 - White 208 - Bone						
	4832WL	Cascade™ 48" x 32" (1219mm x 813mm) Single threshold, Molded Stone™ shower floor with integral drain, quick drain connector and color-matched, plastic strainer. Recessed for floor installation.	\$ 277.00	\$ 308.00	41/19	7.0
	4832WLSTS	Same as 4832WL, with stainless steel strainer.	\$ 308.00	\$ 336.00	41/19	7.0
	Recommended Upgrades and Parts					
	QIC2	Quick Drain Connector - Use with cast iron soil pipe, P.V.C. schedule 40 D.W.V. and steel schedule 40.	See page 26 for pricing.			
	QIC2CP	Quick Drain Connector - Use with cooper D.W.V.				
	00242604100	Strainer Plate - White, plastic construction				
	00242604208	Strainer Plate - Bone, plastic construction				
RWLPB000	Strainer Plate - Polished brass finish					
STRWL000	Strainer Plate - Stainless steel construction					
Regular Colors						
100 - White 208 - Bone						
	CASCADE KIT	Cascade Shower Floor Repair Kit - Repairs compression Molded Stone™	See page 26 for pricing.			

Shower Floors - Molded Stone™

Product	Model Number	Description	List Price		Approx. Wt. (lbs./kg)	Cubes (Ft. ³)	
			White	Bone			
	48WL	Cascade™ 48" x 34" (1219mm x 864mm) Single threshold, Molded Stone™ shower floor with integral drain, quick drain connector and color-matched, plastic strainer. Recessed for floor installation.	\$ 280.00	\$ 312.00	44/20	8.3	
	48WLSTS	Same as 48WL, with stainless steel strainer.	\$ 312.00	\$ 339.00	44/20	8.3	
	Recommended Upgrades and Parts						
	QIC2	Quick Drain Connector - Use with cast iron soil pipe, P.V.C. schedule 40 D.W.V. and steel schedule 40.	See page 26 for pricing.				
	QIC2CP	Quick Drain Connector - Use with cooper D.W.V.					
	00242604100	Strainer Plate - White, plastic construction					
	00242604208	Strainer Plate - Bone, plastic construction					
	STRWLPB000	Strainer Plate - Polished brass finish					
STRWL000	Strainer Plate - Stainless steel construction						
Regular Colors							
100 - White 208 - Bone							
	54WL	Cascade™ 54" x 34" (1372mm x 864mm) Single threshold, Molded Stone™ shower floor with integral drain, quick drain connector and color-matched, plastic strainer. Recessed for floor installation.	\$ 317.00	\$ 351.00	52/24	9.6	
	54WLSTS	Same as 54WL, with stainless steel strainer.	\$ 351.00	\$ 379.00	52/24	9.6	
	Recommended Upgrades and Parts						
	QIC2	Quick Drain Connector - Use with cast iron soil pipe, P.V.C. schedule 40 D.W.V. and steel schedule 40.	See page 26 for pricing.				
	QIC2CP	Quick Drain Connector - Use with cooper D.W.V.					
	00242604100	Strainer Plate - White, plastic construction					
	00242604208	Strainer Plate - Bone, plastic construction					
	STRWLPB000	Strainer Plate - Polished brass finish					
STRWL000	Strainer Plate - Stainless steel construction						
Regular Colors							
100 - White 208 - Bone							
	60WL	Cascade™ 60" x 34" (1524mm x 864mm) Single threshold, Molded Stone™ shower floor with integral drain, quick drain connector and color-matched, plastic strainer. Recessed for floor installation.	\$ 336.00	\$ 368.00	58/26	10.1	
	60WLSTS	Same as 60WL, with stainless steel strainer.	\$ 368.00	\$ 395.00	58/26	10.1	
	Recommended Upgrades and Parts						
	QIC2	Quick Drain Connector - Use with cast iron soil pipe, P.V.C. schedule 40 D.W.V. and steel schedule 40.	See page 26 for pricing.				
	QIC2CP	Quick Drain Connector - Use with cooper D.W.V.					
	00242604100	Strainer Plate - White, plastic construction					
	00242604208	Strainer Plate - Bone, plastic construction					
	STRWLPB000	Strainer Plate - Polished brass finish					
STRWL000	Strainer Plate - Stainless steel construction						
Regular Colors							
100 - White 208 - Bone							
	CASCADE KIT	Cascade Shower Floor Repair Kit - Repairs compression Molded Stone™	See page 26 for pricing.				




Shower Floors - Molded Stone™

Shower Floors - Molded Stone™

Product	Model Number	Description	List Price		Approx. Wt. (lbs./kg)	Cubes (Ft. ³)	
			White	Bone			
	34WLD	Cascade™ 34" x 34" (864mm x 864mm) Double threshold, Molded Stone™ shower floor with integral drain, quick drain connector and color-matched, plastic strainer. Recessed for floor installation.	\$ 267.00	\$ 298.00	45/20	6.0	
	34WLDSTS	Same as 34WLD, with stainless steel strainer.	\$ 298.00	\$ 326.00	45/20	6.0	
	Recommended Upgrades and Parts						
	QIC2	Quick Drain Connector - Use with cast iron soil pipe, P.V.C. schedule 40 D.W.V. and steel schedule 40.	See page 26 for pricing.				
	QIC2CP	Quick Drain Connector - Use with cooper D.W.V.					
	00242604100	Strainer Plate - White, plastic construction					
	00242604208	Strainer Plate - Bone, plastic construction					
	STRWLPB000	Strainer Plate - Polished brass finish					
STRWL000	Strainer Plate - Stainless steel construction						
Regular Colors							
100 - White 208 - Bone							
	36WLD	Cascade™ 36" x 36" (914mm x 914mm) Double threshold, Molded Stone™ shower floor with integral drain, quick drain connector and color-matched, plastic strainer. Recessed for floor installation.	\$ 272.00	\$ 304.00	36/16	6.6	
	36WLDSTS	Same as 36WLD, with stainless steel strainer.	\$ 304.00	\$ 331.00	36/16	6.6	
	Recommended Upgrades and Parts						
	QIC2	Quick Drain Connector - Use with cast iron soil pipe, P.V.C. schedule 40 D.W.V. and steel schedule 40.	See page 26 for pricing.				
	QIC2CP	Quick Drain Connector - Use with cooper D.W.V.					
	00242604100	Strainer Plate - White, plastic construction					
	00242604208	Strainer Plate - Bone, plastic construction					
	STRWLPB000	Strainer Plate - Polished brass finish					
STRWL000	Strainer Plate - Stainless steel construction						
Regular Colors							
100 - White 208 - Bone							
	36WLC	Cascade™ 36" x 36" (914mm x 914mm) Neo-corner, Molded Stone™ shower floor with integral drain, quick drain connector and color-matched, plastic strainer. Recessed for floor installation.	\$ 257.00	\$ 289.00	43/20	6.6	
	36WLCSTS	Same as 36WLC, with stainless steel strainer.	\$ 289.00	\$ 317.00	43/20	6.6	
	Recommended Upgrades and Parts						
	QIC2	Quick Drain Connector - Use with cast iron soil pipe, P.V.C. schedule 40 D.W.V. and steel schedule 40.	See page 26 for pricing.				
	QIC2CP	Quick Drain Connector - Use with cooper D.W.V.					
	00242604100	Strainer Plate - White, plastic construction					
	00242604208	Strainer Plate - Bone, plastic construction					
	STRWLPB000	Strainer Plate - Polished brass finish					
STRWL000	Strainer Plate - Stainless steel construction						
Regular Colors							
100 - White 208 - Bone							
	CASCADE KIT	Cascade Shower Floor Repair Kit - Repairs compression Molded Stone™	See page 26 for pricing.				




Shower Floors - Molded Stone™

Shower Floors - Molded Stone™

Product	Model Number	Description	List Price		Approx. Wt. (lbs./kg)	Cubes (Ft. ³)	
			White	Bone			
	38WLC	Cascade™ 38" x 38" (965mm x 965mm) Neo-corner, Molded Stone™ shower floor with integral drain, quick drain connector and color-matched, plastic strainer. Recessed for floor installation.	\$ 268.00	\$ 300.00	38/17	7.4	
	38WLCSTS	Same as 38WLC, with stainless steel strainer.	\$ 300.00	\$ 328.00	38/17	7.4	
	Recommended Upgrades and Parts						
	QIC2	Quick Drain Connector - Use with cast iron soil pipe, P.V.C. schedule 40 D.W.V. and steel schedule 40.	See page 26 for pricing.				
	QIC2CP	Quick Drain Connector - Use with cooper D.W.V.					
	00242604100	Strainer Plate - White, plastic construction					
	00242604208	Strainer Plate - Bone, plastic construction					
STRWLPB000	Strainer Plate - Polished brass finish						
STRWL000	Strainer Plate - Stainless steel construction						
Regular Colors							
100 - White 208 - Bone							
	CASCADE KIT	Cascade Shower Floor Repair Kit - Repairs compression Molded Stone™					
	30WLS	Balboa 30" x 30" (762mm x 762mm) Single threshold, Molded Stone™ shower floor with flange on all four sides, integral drain, quick drain connector and stainless steel strainer.	\$ 190.00		26/12	3.9	
	30WLSSTS	Same as 30WLS, with stainless steel strainer.	\$ 210.00		26/12	3.9	
	Recommended Upgrades and Parts						
	QIC2	Quick Drain Connector - Use with cast iron soil pipe, P.V.C. schedule 40 D.W.V. and steel schedule 40.	See page 26 for pricing.				
	QIC2CP	Quick Drain Connector - Use with cooper D.W.V.					
	00242604100	Strainer Plate - White, plastic construction					
	00242604208	Strainer Plate - Bone, plastic construction					
STRWLPB000	Strainer Plate - Polished brass finish						
STRWL000	Strainer Plate - Stainless steel construction						
Regular Colors							
100 - White 208 - Bone							
	32WLS	Balboa 32" x 32" (813mm x 813mm) Single threshold, Molded Stone™ shower floor with flange on all four sides, integral drain, quick drain connector and stainless steel strainer.	\$ 204.00		30/14	3.9	
	32WLSSTS	Same as 32WLS, with stainless steel strainer.	\$ 224.00		30/14	3.9	
	Recommended Upgrades and Parts						
	QIC2	Quick Drain Connector - Use with cast iron soil pipe, P.V.C. schedule 40 D.W.V. and steel schedule 40.	See page 26 for pricing.				
	QIC2CP	Quick Drain Connector - Use with cooper D.W.V.					
	00242604100	Strainer Plate - White, plastic construction					
	00242604208	Strainer Plate - Bone, plastic construction					
STRWLPB000	Strainer Plate - Polished brass finish						
STRWL000	Strainer Plate - Stainless steel construction						
Regular Colors							
100 - White 208 - Bone							





Shower Floors - Molded Stone™

Shower Floors - Acrylic

Product	Model Number	Description	List Price	Approx. Wt. (lbs./kg)	Cubes (Ft. ³)
	AWL3232	Radcliffe 32" x 32" (813mm x 813mm) Single threshold, acrylic shower floor backed with a composite matrix with plastic drain and polished chrome plated strainer.	\$ 555.00	46/21	5.2
	Recommended Upgrades and Parts				
	PD2	Drain Assembly - 2" (51mm) QuickCaulk™ PVC drain with stainless steel strainer plate.	See page 26 for pricing.		
	H30	Drain Assembly - 2" (51mm) Cast brass construction with polished chrome strainer plate.			
Regular Colors					
100 - White 251 - Biscuit 208 - Bone					
	AWL3434	Radcliffe 34" x 34" (864mm x 864mm) Single threshold, acrylic shower floor backed with a composite matrix with plastic drain and polished chrome plated strainer.	\$ 566.00	45/20	5.9
	Recommended Upgrades and Parts				
	PD2	Drain Assembly - 2" (51mm) QuickCaulk™ PVC drain with stainless steel strainer plate.	See page 26 for pricing.		
	H30	Drain Assembly - 2" (51mm) Cast brass construction with polished chrome strainer plate.			
Regular Colors					
100 - White 251 - Biscuit 208 - Bone					
	AWL3636	Radcliffe 36" x 36" (914mm x 914mm) Single threshold, acrylic shower floor backed with a composite matrix with plastic drain and polished chrome plated strainer.	\$ 582.00	46/21	6.6
	Recommended Upgrades and Parts				
	PD2	Drain Assembly - 2" (51mm) QuickCaulk™ PVC drain with stainless steel strainer plate.	See page 26 for pricing.		
	H30	Drain Assembly - 2" (51mm) Cast brass construction with polished chrome strainer plate.			
Regular Colors					
100 - White 251 - Biscuit 208 - Bone					





Shower Floors - Acrylic

Shower Floors - Acrylic

Product	Model Number	Description	List Price	Approx. Wt. (lbs./kg)	Cubes (Ft. ³)
	AWL4234	Radcliffe 42" x 34" (1067mm x 864mm) Single threshold, acrylic shower floor backed with a composite matrix with plastic drain and polished chrome plated strainer.	\$ 604.00	47/21	7.2
	Recommended Upgrades and Parts				
	PD2	Drain Assembly - 2" (51mm) QuickCaulk™ PVC drain with stainless steel strainer plate.	See page 26 for pricing.		
	H30	Drain Assembly - 2" (51mm) Cast brass construction with polished chrome strainer plate.			
Regular Colors					
100 - White 251 - Biscuit 208 - Bone					
	AWL4236	Radcliffe 42" x 36" (1067mm x 914mm) Single threshold, acrylic shower floor backed with a composite matrix with plastic drain and polished chrome plated strainer.	\$ 626.00	47/21	7.6
	Recommended Upgrades and Parts				
	PD2	Drain Assembly - 2" (51mm) QuickCaulk™ PVC drain with stainless steel strainer plate.	See page 26 for pricing.		
	H30	Drain Assembly - 2" (51mm) Cast brass construction with polished chrome strainer plate.			
Regular Colors					
100 - White 251 - Biscuit 208 - Bone					
	AWL4832	Radcliffe 48" x 32" (1219mm x 813mm) Single threshold, acrylic shower floor backed with a composite matrix with plastic drain and polished chrome plated strainer.	\$ 626.00	56/25	7.8
	Recommended Upgrades and Parts				
	PD2	Drain Assembly - 2" (51mm) QuickCaulk™ PVC drain with stainless steel strainer plate.	See page 26 for pricing.		
	H30	Drain Assembly - 2" (51mm) Cast brass construction with polished chrome strainer plate.			
Regular Colors					
100 - White 251 - Biscuit 208 - Bone					
	AWL4834	Radcliffe 48" x 34" (1219mm x 864mm) Single threshold, acrylic shower floor backed with a composite matrix with plastic drain and polished chrome plated strainer.	\$ 667.00	56/25	8.2
	Recommended Upgrades and Parts				
	PD2	Drain Assembly - 2" (51mm) QuickCaulk™ PVC drain with stainless steel strainer plate.	See page 26 for pricing.		
	H30	Drain Assembly - 2" (51mm) Cast brass construction with polished chrome strainer plate.			
Regular Colors					
100 - White 251 - Biscuit 208 - Bone					




Shower Floors - Acrylic

Shower Floors - Acrylic

Product	Model Number	Description	List Price	Approx. Wt. (lbs./kg)	Cubes (Ft. ³)
	AWL6030R	Radcliffe 60" x 30" (1524mm x 762mm) Single threshold, acrylic shower floor backed with a composite matrix with right hand plastic drain and polished chrome plated strainer.	\$ 667.00	69/31	9.1
	Recommended Upgrades and Parts				
	PD2	Drain Assembly - 2" (51mm) QuickCaulk™ PVC drain with stainless steel strainer plate.	See page 26 for pricing.		
	H30	Drain Assembly - 2" (51mm) Cast brass construction with polished chrome strainer plate.			
Regular Colors					
100 - White 251 - Biscuit 208 - Bone					
	AWL6030L	Radcliffe 60" x 30" (1524mm x 762mm) Single threshold, acrylic shower floor backed with a composite matrix with left hand plastic drain and polished chrome plated strainer.	\$ 667.00	69/31	9.1
	Recommended Upgrades and Parts				
	PD2	Drain Assembly - 2" (51mm) QuickCaulk™ PVC drain with stainless steel strainer plate.	See page 26 for pricing.		
	H30	Drain Assembly - 2" (51mm) Cast brass construction with polished chrome strainer plate.			
Regular Colors					
100 - White 251 - Biscuit 208 - Bone					
	AWL6032L	Radcliffe 60" x 32" (1524mm x 813mm) Single threshold, acrylic shower floor backed with a composite matrix with center plastic drain and polished chrome plated strainer.	\$ 667.00	71/32	9.7
	Recommended Upgrades and Parts				
	PD2	Drain Assembly - 2" (51mm) QuickCaulk™ PVC drain with stainless steel strainer plate.	See page 26 for pricing.		
	H30	Drain Assembly - 2" (51mm) Cast brass construction with polished chrome strainer plate.			
Regular Colors					
100 - White 251 - Biscuit 208 - Bone					
	AWL6032R	Radcliffe 60" x 32" (1524mm x 813mm) Single threshold, acrylic shower floor backed with a composite matrix with right hand plastic drain and polished chrome plated strainer.	\$ 667.00	73/33	9.7
	Recommended Upgrades and Parts				
	PD2	Drain Assembly - 2" (51mm) QuickCaulk™ PVC drain with stainless steel strainer plate.	See page 26 for pricing.		
	H30	Drain Assembly - 2" (51mm) Cast brass construction with polished chrome strainer plate.			
Regular Colors					
100 - White 251 - Biscuit 208 - Bone					





Shower Floors - Acrylic

Shower Floors - Acrylic

Product	Model Number	Description	List Price	Approx. Wt. (lbs./kg)	Cubes (Ft. ³)
	AWL6034	Radcliffe 60" x 34" (1524 mm x 864 mm) Single threshold, acrylic shower floor backed with a composite matrix with plastic drain and polished chrome plated strainer.	\$ 678.00	71/32	10.3
	Recommended Upgrades and Parts				
	PD2	Drain Assembly - 2" (51mm) QuickCaulk™ PVC drain with stainless steel strainer plate.	See page 26 for pricing.		
	H30	Drain Assembly - 2" (51mm) Cast brass construction with polished chrome strainer plate.			
Regular Colors					
100 - White 251 - Biscuit 208 - Bone					
	AWLC3636	Radcliffe 36" x 36" (914mm x 914mm) Neo-corner, acrylic shower floor backed with a composite matrix with plastic drain and polished chrome plated strainer.	\$ 582.00	50/23	6.6
	Recommended Upgrades and Parts				
	PD2	Drain Assembly - 2" (51mm) QuickCaulk™ PVC drain with stainless steel strainer plate.	See page 26 for pricing.		
	H30	Drain Assembly - 2" (51mm) Cast brass construction with polished chrome strainer plate.			
Regular Colors					
100 - White 251 - Biscuit 208 - Bone					
	AWLC3838	Radcliffe 38" x 38" (965mm x 965mm) Neo-corner, acrylic shower floor backed with a composite matrix with plastic drain and polished chrome plated strainer.	\$ 604.00	49/22	7.3
	Recommended Upgrades and Parts				
	PD2	Drain Assembly - 2" (51mm) QuickCaulk™ PVC drain with stainless steel strainer plate.	See page 26 for pricing.		
	H30	Drain Assembly - 2" (51mm) Cast brass construction with polished chrome strainer plate.			
Regular Colors					
100 - White 251 - Biscuit 208 - Bone					

Shower Floors - Acrylic

Shower Floors - Terrazzo





Product	Model Number	Description	List Price		Approx. Wt. (lbs./kg)	Cubes (Ft. ³)
			Regular	Special		
	30MFT	Monterey 30" x 30" (762mm x 762mm) Single threshold, terrazzo shower floor with stainless steel strainer plate.	\$ 434.00	\$ 523.00	185/84	4.6
	Recommended Upgrades and Parts					
	51340075000	Vandal Proof Drain Assembly - 2" One-piece, chromium plated, brass drain		See page 26 for pricing.		
	QDC4	Quick Drain Connector - Use with cast iron soil pipe, P.V.C. schedule 40 D.W.V. and steel schedule 40.				
	STRTZ	Strainer Plate - Stainless steel construction				
STRTZPB	Strainer Plate - Same as STRTZ, with Polished Brass finish.					
Regular Colors		Special Colors				
081 - Black and White		100 - White 501 - Grey 292- Tan 291- Green				
	32MFT	Monterey 32" x 32" (813mm x 813mm) Single threshold, terrazzo shower floor with stainless steel strainer plate.	\$ 462.00	\$ 550.00	200/91	4.8
	Recommended Upgrades and Parts					
	51340075000	Vandal Proof Drain Assembly - 2" One-piece, chromium plated, brass drain		See page 26 for pricing.		
	QDC4	Quick Drain Connector - Use with cast iron soil pipe, P.V.C. schedule 40 D.W.V. and steel schedule 40.				
	STRTZ	Strainer Plate - Stainless steel construction				
STRTZPB	Strainer Plate - Same as STRTZ, with Polished Brass finish					
Regular Colors		Special Colors				
081 - Black and White		100 - White 501 - Grey 292- Tan 291- Green				
	34MFT	Monterey 34" x 34" (864mm x 864mm) Single threshold, terrazzo shower floor with stainless steel strainer plate.	\$ 486.00	\$ 575.00	220/99	5.0
	Recommended Upgrades and Parts					
	51340075000	Vandal Proof Drain Assembly - 2" One-piece, chromium plated, brass drain		See page 26 for pricing.		
	QDC4	Quick Drain Connector - Use with cast iron soil pipe, P.V.C. schedule 40 D.W.V. and steel schedule 40.				
	STRTZ	Strainer Plate - Stainless steel construction				
STRTZPB	Strainer Plate - Same as STRTZ, with Polished Brass finish					
Regular Colors		Special Colors				
081 - Black and White		100 - White 501 - Grey 292- Tan 291- Green				
	36MFT	Monterey 36" x 36" (914mm x 914mm) Single threshold, terrazzo shower floor with stainless steel strainer plate.	\$ 489.00	\$ 578.00	240/109	5.2
	Recommended Upgrades and Parts					
	51340075000	Vandal Proof Drain Assembly - 2" One-piece, chromium plated, brass drain		See page 26 for pricing.		
	QDC4	Quick Drain Connector - Use with cast iron soil pipe, P.V.C. schedule 40 D.W.V. and steel schedule 40.				
	STRTZ	Strainer Plate - Stainless steel construction				
STRTZPB	Strainer Plate - Same as STRTZ, with Polished Brass finish					
Regular Colors		Special Colors				
081 - Black and White		100 - White 501 - Grey 292- Tan 291- Green				

Available in different shapes and/or sizes with flanges, rabbeted or both.
Available with back outlet and side outlet drains or both.
Contact a FIAT® sales representative for further information and pricing.

All special orders are non-cancelable and non-refundable.

Shower Floors - Terrazzo

Shower Floors - Terrazzo





Product	Model Number	Description	List Price		Approx. Wt. (lbs./kg)	Cubes (Ft. ³)
			Regular	Special		
	40MFT	Monterey 40" x 40" (1016mm x 1016mm) Single threshold, terrazzo shower floor with stainless steel strainer plate.	\$ 560.00	\$ 649.00	295/134	6.5
	Recommended Upgrades and Parts					
	51340075000	Vandal Proof Drain Assembly - 2" One-piece, chromium plated, brass drain	See page 26 for pricing.			
	QDC4	Quick Drain Connector - Use with cast iron soil pipe, P.V.C. schedule 40 D.W.V. and steel schedule 40.				
	STRTZ	Strainer Plate - Stainless steel construction				
STRTZPB	Strainer Plate - Same as STRTZ, with Polished Brass finish					
Regular Colors		Special Colors				
081 - Black and White		100 - White 501 - Grey 292- Tan 291- Green				
	42MFT	Monterey 42" x 42" (1067mm x 1067mm) Single threshold, terrazzo shower floor with stainless steel strainer plate.	\$ 596.00	\$ 685.00	265/120	5.5
	Recommended Upgrades and Parts					
	51340075000	Vandal Proof Drain Assembly - 2" One-piece, chromium plated, brass drain	See page 26 for pricing.			
	QDC4	Quick Drain Connector - Use with cast iron soil pipe, P.V.C. schedule 40 D.W.V. and steel schedule 40.				
	STRTZ	Strainer Plate - Stainless steel construction				
STRTZPB	Strainer Plate - Same as STRTZ, with Polished Brass finish					
Regular Colors		Special Colors				
081 - Black and White		100 - White 501 - Grey 292- Tan 291- Green				
	48MFT	Monterey 48" x 48" (1219mm x 1219mm) Single threshold, terrazzo shower floor with stainless steel strainer plate.	\$ 944.00	\$ 1,033.00	390/177	10.0
	Recommended Upgrades and Parts					
	51340075000	Vandal Proof Drain Assembly - 2" One-piece, chromium plated, brass drain	See page 26 for pricing.			
	QDC4	Quick Drain Connector - Use with cast iron soil pipe, P.V.C. schedule 40 D.W.V. and steel schedule 40.				
	STRTZ	Strainer Plate - Stainless steel construction				
STRTZPB	Strainer Plate - Same as STRTZ, with Polished Brass finish					
Regular Colors		Special Colors				
081 - Black and White		100 - White 501 - Grey 292- Tan 291- Green				
	3632MFTR	Monterey 36" x 32" (914mm x 813mm) Single threshold, terrazzo shower floor with stainless steel strainer plate.	\$ 480.00	\$ 569.00	240/109	4.0
	Recommended Upgrades and Parts					
	51340075000	Vandal Proof Drain Assembly - 2" One-piece, chromium plated, brass drain	See page 26 for pricing.			
	QDC4	Quick Drain Connector - Use with cast iron soil pipe, P.V.C. schedule 40 D.W.V. and steel schedule 40.				
	STRTZ	Strainer Plate - Stainless steel construction				
STRTZPB	Strainer Plate - Same as STRTZ, with Polished Brass finish					
Regular Colors		Special Colors				
081 - Black and White		100 - White 501 - Grey 292- Tan 291- Green				

Shower Floors - Terrazzo

Available in different shapes and/or sizes with flanges, rabbeted or both.
Available with back outlet and side outlet drains or both.
Contact a FIAT® sales representative for further information and pricing.

All special orders are non-cancelable and non-refundable.

Shower Floors - Terrazzo





Product	Model Number	Description	List Price		Approx. Wt. (lbs./kg)	Cubes (Ft. ³)
			Regular	Special		
	4232MFTR	Monterey 42" x 32" (1067mm x 813mm) Single threshold, terrazzo shower floor with stainless steel strainer plate.	\$ 499.00	\$ 588.00	265/120	5.4
	Recommended Upgrades and Parts					
	51340075000	Vandal Proof Drain Assembly - 2" One-piece, chromium plated, brass drain	See page 26 for pricing.			
	QDC4	Quick Drain Connector - Use with cast iron soil pipe, P.V.C. schedule 40 D.W.V. and steel schedule 40.				
	STRTZ	Strainer Plate - Stainless steel construction				
STRTZPB	Strainer Plate - Same as STRTZ, with Polished Brass finish					
Regular Colors		Special Colors				
081 - Black and White		100 - White 501 - Grey 292- Tan 291- Green				
	4234MFTR	Monterey 42" x 34" (1067mm x 864mm) Single threshold, terrazzo shower floor with stainless steel strainer plate.	\$ 520.00	\$ 609.00	285/129	5.8
	Recommended Upgrades and Parts					
	51340075000	Vandal Proof Drain Assembly - 2" One-piece, chromium plated, brass drain	See page 26 for pricing.			
	QDC4	Quick Drain Connector - Use with cast iron soil pipe, P.V.C. schedule 40 D.W.V. and steel schedule 40.				
	STRTZ	Strainer Plate - Stainless steel construction				
STRTZPB	Strainer Plate - Same as STRTZ, with Polished Brass finish					
Regular Colors		Special Colors				
081 - Black and White		100 - White 501 - Grey 292- Tan 291- Green				
	4236MFTR	Monterey 42" x 36" (1067mm x 914mm) Single threshold, terrazzo shower floor with stainless steel strainer plate.	\$ 552.00	\$ 641.00	285/129	6.1
	Recommended Upgrades and Parts					
	51340075000	Vandal Proof Drain Assembly - 2" One-piece, chromium plated, brass drain	See page 26 for pricing.			
	QDC4	Quick Drain Connector - Use with cast iron soil pipe, P.V.C. schedule 40 D.W.V. and steel schedule 40.				
	STRTZ	Strainer Plate - Stainless steel construction				
STRTZPB	Strainer Plate - Same as STRTZ, with Polished Brass finish					
Regular Colors		Special Colors				
081 - Black and White		100 - White 501 - Grey 292- Tan 291- Green				
	4832MFTR	Monterey 48" x 32" (1219mm x 813mm) Single threshold, terrazzo shower floor with stainless steel strainer plate.	\$ 555.00	\$ 644.00	290/132	7.3
	Recommended Upgrades and Parts					
	51340075000	Vandal Proof Drain Assembly - 2" One-piece, chromium plated, brass drain	See page 26 for pricing.			
	QDC4	Quick Drain Connector - Use with cast iron soil pipe, P.V.C. schedule 40 D.W.V. and steel schedule 40.				
	STRTZ	Strainer Plate - Stainless steel construction				
STRTZPB	Strainer Plate - Same as STRTZ, with Polished Brass finish					
Regular Colors		Special Colors				
081 - Black and White		100 - White 501 - Grey 292- Tan 291- Green				

Available in different shapes and/or sizes with flanges, rabbeted or both.
Available with back outlet and side outlet drains or both.
Contact a FIAT® sales representative for further information and pricing.

All special orders are non-cancelable and non-refundable.

Shower Floors - Terrazzo





Shower Floors - Terrazzo

Product	Model Number	Description	List Price		Approx. Wt. (lbs./kg)	Cubes (Ft. ³)
			Regular	Special		
	4834MFTR	Monterey 48" x 34" (1219mm x 864mm) Single threshold, terrazzo shower floor with stainless steel strainer plate.	\$ 596.00	\$ 685.00	275/125	7.5
	Recommended Upgrades and Parts					
	51340075000	Vandal Proof Drain Assembly - 2" One-piece, chromium plated, brass drain	See page 26 for pricing.			
	QDC4	Quick Drain Connector - Use with cast iron soil pipe, P.V.C. schedule 40 D.W.V. and steel schedule 40.				
	STRTZ	Strainer Plate - Stainless steel construction				
STRTZPB	Strainer Plate - Same as STRTZ, with Polished Brass finish					
Regular Colors	Special Colors					
081 - Black and White	100 - White	501 - Grey				
	292- Tan	291- Green				
	4836MFTR	Monterey 48" x 36" (1067mm x 914mm) Single threshold, terrazzo shower floor with stainless steel strainer plate.	\$ 626.00	\$ 715.00	320/145	7.0
	Recommended Upgrades and Parts					
	51340075000	Vandal Proof Drain Assembly - 2" One-piece, chromium plated, brass drain	See page 26 for pricing.			
	QDC4	Quick Drain Connector - Use with cast iron soil pipe, P.V.C. schedule 40 D.W.V. and steel schedule 40.				
	STRTZ	Strainer Plate - Stainless steel construction				
STRTZPB	Strainer Plate - Same as STRTZ, with Polished Brass finish					
Regular Colors	Special Colors					
081 - Black and White	100 - White	501 - Grey				
	292- Tan	291- Green				
	5432MFTR	Monterey 54" x 32" (1372mm x 813mm) Single threshold, terrazzo shower floor with stainless steel strainer plate.	\$ 637.00	\$ 726.00	300/136	7.3
	Recommended Upgrades and Parts					
	51340075000	Vandal Proof Drain Assembly - 2" One-piece, chromium plated, brass drain	See page 26 for pricing.			
	QDC4	Quick Drain Connector - Use with cast iron soil pipe, P.V.C. schedule 40 D.W.V. and steel schedule 40.				
	STRTZ	Strainer Plate - Stainless steel construction				
STRTZPB	Strainer Plate - Same as STRTZ, with Polished Brass finish					
Regular Colors	Special Colors					
081 - Black and White	100 - White	501 - Grey				
	292- Tan	291- Green				
	6030MFTR	Monterey 60" x 30" (1524mm x 762mm) Single threshold, terrazzo shower floor with stainless steel strainer plate.	\$ 728.00	\$ 817.00	370/168	8.0
	Recommended Upgrades and Parts					
	51340075000	Vandal Proof Drain Assembly - 2" One-piece, chromium plated, brass drain	See page 26 for pricing.			
	QDC4	Quick Drain Connector - Use with cast iron soil pipe, P.V.C. schedule 40 D.W.V. and steel schedule 40.				
	STRTZ	Strainer Plate - Stainless steel construction				
STRTZPB	Strainer Plate - Same as STRTZ, with Polished Brass finish					
Regular Colors	Special Colors					
081 - Black and White	100 - White	501 - Grey				
	292- Tan	291- Green				

Shower Floors - Terrazzo

Available in different shapes and/or sizes with flanges, rabbeted or both.
Available with back outlet and side outlet drains or both.
Contact a FIAT® sales representative for further information and pricing.

Shower Floors - Terrazzo





Product	Model Number	Description	List Price		Approx. Wt. (lbs./kg)	Cubes (Ft. ³)
			Regular	Special		
	6032MFTR	Monterey 60" x 32" (1524mm x 813mm) Single threshold, terrazzo shower floor with stainless steel strainer plate.	\$ 820.00	\$ 909.00	375/170	8.9
	Recommended Upgrades and Parts					
	51340075000	Vandal Proof Drain Assembly - 2" One-piece, chromium plated, brass drain	See page 26 for pricing.			
	QDC4	Quick Drain Connector - Use with cast iron soil pipe, P.V.C. schedule 40 D.W.V. and steel schedule 40.				
	STRTZ	Strainer Plate - Stainless steel construction				
STRTZPB	Strainer Plate - Same as STRTZ, with Polished Brass finish					
Regular Colors		Special Colors				
081 - Black and White		100 - White 501 - Grey 292- Tan 291- Green				
	6034MFTR	Monterey 60" x 34" (1524mm x 864mm) Single threshold, terrazzo shower floor with stainless steel strainer plate.	\$ 810.00	\$ 899.00	380/172	
	Recommended Upgrades and Parts					
	51340075000	Vandal Proof Drain Assembly - 2" One-piece, chromium plated, brass drain	See page 26 for pricing.			
	QDC4	Quick Drain Connector - Use with cast iron soil pipe, P.V.C. schedule 40 D.W.V. and steel schedule 40.				
	STRTZ	Strainer Plate - Stainless steel construction				
STRTZPB	Strainer Plate - Same as STRTZ, with Polished Brass finish					
Regular Colors		Special Colors				
081 - Black and White		100 - White 501 - Grey 292- Tan 291- Green				
	6036MFTR	Monterey 60" x 36" (1524mm x 914mm) Single threshold, terrazzo shower floor with stainless steel strainer plate.	\$ 829.00	\$ 918.00	390/177	8.8
	Recommended Upgrades and Parts					
	51340075000	Vandal Proof Drain Assembly - 2" One-piece, chromium plated, brass drain	See page 26 for pricing.			
	QDC4	Quick Drain Connector - Use with cast iron soil pipe, P.V.C. schedule 40 D.W.V. and steel schedule 40.				
	STRTZ	Strainer Plate - Stainless steel construction				
STRTZPB	Strainer Plate - Same as STRTZ, with Polished Brass finish					
Regular Colors		Special Colors				
081 - Black and White		100 - White 501 - Grey 292- Tan 291- Green				
	3236MFTRS	Monterey 32" x 36" (813mm x 914mm) Single threshold (short side), terrazzo shower floor with stainless steel strainer plate.	\$ 522.00	\$ 611.00	240/109	4.5
	Recommended Upgrades and Parts					
	51340075000	Vandal Proof Drain Assembly - 2" One-piece, chromium plated, brass drain	See page 26 for pricing.			
	QDC4	Quick Drain Connector - Use with cast iron soil pipe, P.V.C. schedule 40 D.W.V. and steel schedule 40.				
	STRTZ	Strainer Plate - Stainless steel construction				
STRTZPB	Strainer Plate - Same as STRTZ, with Polished Brass finish					
Regular Colors		Special Colors				
081 - Black and White		100 - White 501 - Grey 292- Tan 291- Green				

Available in different shapes and/or sizes with flanges, rabbeted or both.
Available with back outlet and side outlet drains or both.
Contact a FIAT® sales representative for further information and pricing.

All special orders are non-cancelable and non-refundable.

Shower Floors - Terrazzo

Shower Floors - Terrazzo





Product	Model Number	Description	List Price		Approx. Wt. (lbs./kg)	Cubes (Ft. ³)
			Regular	Special		
	3642MFTRS	Monterey 36" x 42" (914mm x 1067mm) Single threshold (short side), terrazzo shower floor with stainless steel strainer plate.	\$ 630.00	\$ 719.00	285/129	6.4
	Recommended Upgrades and Parts					
	51340075000	Vandal Proof Drain Assembly - 2" One-piece, chromium plated, brass drain	See page 26 for pricing.			
	QDC4	Quick Drain Connector - Use with cast iron soil pipe, P.V.C. schedule 40 D.W.V. and steel schedule 40.				
	STRTZ	Strainer Plate - Stainless steel construction				
STRTZPB	Strainer Plate - Same as STRTZ, with Polished Brass finish					
Regular Colors	Special Colors					
081 - Black and White	100 - White 292 - Tan	501 - Grey 291 - Green				
	3648MFTRS	Monterey 36" x 48" (914mm x 1219mm) Single threshold (short side), terrazzo shower floor with stainless steel strainer plate.	\$ 704.00	\$ 793.00	320/145	7.5
	Recommended Upgrades and Parts					
	51340075000	Vandal Proof Drain Assembly - 2" One-piece, chromium plated, brass drain	See page 26 for pricing.			
	QDC4	Quick Drain Connector - Use with cast iron soil pipe, P.V.C. schedule 40 D.W.V. and steel schedule 40.				
	STRTZ	Strainer Plate - Stainless steel construction				
STRTZPB	Strainer Plate - Same as STRTZ, with Polished Brass finish					
Regular Colors	Special Colors					
081 - Black and White	100 - White 292 - Tan	501 - Grey 291 - Green				
	32MFTC	Monterey 32" x 32" (813mm x 813mm) Neo-corner, terrazzo shower floor with stainless steel strainer plate.	\$ 493.00	\$ 582.00	175/79	4.5
	Recommended Upgrades and Parts					
	51340075000	Vandal Proof Drain Assembly - 2" One-piece, chromium plated, brass drain	See page 26 for pricing.			
	QDC4	Quick Drain Connector - Use with cast iron soil pipe, P.V.C. schedule 40 D.W.V. and steel schedule 40.				
	STRTZ	Strainer Plate - Stainless steel construction				
STRTZPB	Strainer Plate - Same as STRTZ, with Polished Brass finish					
Regular Colors	Special Colors					
081 - Black and White	100 - White 292 - Tan	501 - Grey 291 - Green				
	34MFTC	Monterey 34" x 34" (864mm x 864mm) Neo-corner, terrazzo shower floor with stainless steel strainer plate.	\$ 473.00	\$ 562.00	240/109	6.2
	Recommended Upgrades and Parts					
	51340075000	Vandal Proof Drain Assembly - 2" One-piece, chromium plated, brass drain	See page 26 for pricing.			
	QDC4	Quick Drain Connector - Use with cast iron soil pipe, P.V.C. schedule 40 D.W.V. and steel schedule 40.				
	STRTZ	Strainer Plate - Stainless steel construction				
STRTZPB	Strainer Plate - Same as STRTZ, with Polished Brass finish					
Regular Colors	Special Colors					
081 - Black and White	100 - White 292 - Tan	501 - Grey 291 - Green				

Shower Floors - Terrazzo

Available in different shapes and/or sizes with flanges, rabbeted or both.
Available with back outlet and side outlet drains or both.
Contact a FIAT® sales representative for further information and pricing.

All special orders are non-cancelable and non-refundable.





Shower Floors - Terrazzo

Product	Model Number	Description	List Price		Approx. Wt. (lbs./kg)	Cubes (Ft. ³)
			Regular	Special		
	36MFTC	Monterey 36" x 36" (914mm x 914mm) Neo-corner, terrazzo shower floor with stainless steel strainer plate.	\$ 497.00	\$ 586.00	220/100	6.8
	Recommended Upgrades and Parts					
	51340075000	Vandal Proof Drain Assembly - 2" One-piece, chromium plated, brass drain	See page 26 for pricing.			
	QDC4	Quick Drain Connector - Use with cast iron soil pipe, P.V.C. schedule 40 D.W.V. and steel schedule 40.				
	STRTZ	Strainer Plate - Stainless steel construction				
STRTZPB	Strainer Plate - Same as STRTZ, with Polished Brass finish					
Regular Colors		Special Colors				
081 - Black and White		100 - White 501 - Grey 292 - Tan 291 - Green				
	40MFTC	Monterey 40" x 40" (1016mm x 1016mm) Neo-corner, terrazzo shower floor with stainless steel strainer plate.	\$ 648.00	\$ 737.00	280/127	6.8
	Recommended Upgrades and Parts					
	51340075000	Vandal Proof Drain Assembly - 2" One-piece, chromium plated, brass drain	See page 26 for pricing.			
	QDC4	Quick Drain Connector - Use with cast iron soil pipe, P.V.C. schedule 40 D.W.V. and steel schedule 40.				
	STRTZ	Strainer Plate - Stainless steel construction				
STRTZPB	Strainer Plate - Same as STRTZ, with Polished Brass finish					
Regular Colors		Special Colors				
081 - Black and White		100 - White 501 - Grey 292 - Tan 291 - Green				
	32MFTD	Monterey 32" x 32" (813mm x 813mm) Double threshold, terrazzo shower floor with stainless steel strainer plate.	\$ 500.00	\$ 589.00	285/93	5.5
	Recommended Upgrades and Parts					
	51340075000	Vandal Proof Drain Assembly - 2" One-piece, chromium plated, brass drain	See page 26 for pricing.			
	QDC4	Quick Drain Connector - Use with cast iron soil pipe, P.V.C. schedule 40 D.W.V. and steel schedule 40.				
	STRTZ	Strainer Plate - Stainless steel construction				
STRTZPB	Strainer Plate - Same as STRTZ, with Polished Brass finish					
Regular Colors		Special Colors				
081 - Black and White		100 - White 501 - Grey 292 - Tan 291 - Green				
	36MFTD	Monterey 36" x 36" (914mm x 914mm) Double threshold, terrazzo shower floor with stainless steel strainer plate.	\$ 560.00	\$ 648.00	266/121	6.8
	Recommended Upgrades and Parts					
	51340075000	Vandal Proof Drain Assembly - 2" One-piece, chromium plated, brass drain	See page 26 for pricing.			
	QDC4	Quick Drain Connector - Use with cast iron soil pipe, P.V.C. schedule 40 D.W.V. and steel schedule 40.				
	STRTZ	Strainer Plate - Stainless steel construction				
STRTZPB	Strainer Plate - Same as STRTZ, with Polished Brass finish					
Regular Colors		Special Colors				
081 - Black and White		100 - White 501 - Grey 292 - Tan 291 - Green				

Available in different shapes and/or sizes with flanges, rabbeted or both.
Available with back outlet and side outlet drains or both.
Contact a FIAT® sales representative for further information and pricing.

Shower Floors - Terrazzo

Shower Floors - Terrazzo





Product	Model Number	Description	List Price		Approx. Wt. (lbs./kg)	Cubes (Ft. ³)
			Regular	Special		
	40MFTD	Monterey ** 40" x 40" (1016mm x 1016mm) Double threshold, terrazzo shower floor with stainless steel strainer plate.	\$ 646.00	\$ 735.00	320/145	6.5
	Recommended Upgrades and Parts					
	51340075000	Vandal Proof Drain Assembly - 2" One-piece, chromium plated, brass drain	See page 26 for pricing.			
	QDC4	Quick Drain Connector - Use with cast iron soil pipe, P.V.C. schedule 40 D.W.V. and steel schedule 40.				
	STRTZ	Strainer Plate - Stainless steel construction				
STRTZPB	Strainer Plate - Same as STRTZ, with Polished Brass finish					
Regular Colors		Special Colors				
081 - Black and White		100 - White	501 - Grey			
		292- Tan	291- Green			
	32FT	Sierra * 32" x 32" (813mm x 813mm) terrazzo shower floor with flange on all four sides and stainless steel strainer plate.	\$ 437.00	\$ 526.00	196/89	5.5
	Recommended Upgrades and Parts					
	51340075000	Vandal Proof Drain Assembly - 2" One-piece, chromium plated, brass drain	See page 26 for pricing.			
	QDC4	Quick Drain Connector - Use with cast iron soil pipe, P.V.C. schedule 40 D.W.V. and steel schedule 40.				
	STRTZ	Strainer Plate - Stainless steel construction				
STRTZPB	Strainer Plate - Same as STRTZ, with Polished Brass finish					
Regular Colors		Special Colors				
081 - Black and White		100 - White	501 - Grey			
		292- Tan	291- Green			
	36FT	Sierra * 36" x 36" (864mm x 864mm) terrazzo shower floor with flange on all four sides and stainless steel strainer plate.	\$ 446.00	\$ 535.00	255/116	6.9
	Recommended Upgrades and Parts					
	51340075000	Vandal Proof Drain Assembly - 2" One-piece, chromium plated, brass drain	See page 26 for pricing.			
	QDC4	Quick Drain Connector - Use with cast iron soil pipe, P.V.C. schedule 40 D.W.V. and steel schedule 40.				
	STRTZ	Strainer Plate - Stainless steel construction				
STRTZPB	Strainer Plate - Same as STRTZ, with Polished Brass finish					
Regular Colors		Special Colors				
081 - Black and White		100 - White	501 - Grey			
		292- Tan	291- Green			
	40FT	Sierra * 40" x 40" (1016mm x 1016mm) terrazzo shower floor with flange on all four sides and stainless steel strainer plate.	\$ 536.00	\$ 625.00	285/129	6.7
	Recommended Upgrades and Parts					
	51340075000	Vandal Proof Drain Assembly - 2" One-piece, chromium plated, brass drain	See page 26 for pricing.			
	QDC4	Quick Drain Connector - Use with cast iron soil pipe, P.V.C. schedule 40 D.W.V. and steel schedule 40.				
	STRTZ	Strainer Plate - Stainless steel construction				
STRTZPB	Strainer Plate - Same as STRTZ, with Polished Brass finish					
Regular Colors		Special Colors				
081 - Black and White		100 - White	501 - Grey			
		292- Tan	291- Green			

Shower Floors - Terrazzo

* Available in different shapes and/or sizes.
Contact a FIAT® sales representative for further information and pricing.
All special orders are non-cancelable and non-refundable.

** Available in different shapes and/or sizes with flanges, rabbeted or both. Available with back outlet and side outlet drains or both.
Contact a FIAT® sales representative for further information and pricing.

Shower Floors - Terrazzo

Product	Model Number	Description	List Price		Approx. Wt. (lbs./kg)	Cubes (Ft. ³)
			Regular	Special		
	48FTR	Sierra * 48" x 48" (1219mm x 1219mm) terrazzo shower floor with flange on all four sides and stainless steel strainer plate.	\$ 552.00	\$ 641.00	358/162	6.2
	Recommended Upgrades and Parts					
	51340075000	Vandal Proof Drain Assembly - 2" One-piece, chromium plated, brass drain	See page 26 for pricing.			
	QDC4	Quick Drain Connector - Use with cast iron soil pipe, P.V.C. schedule 40 D.W.V. and steel schedule 40.				
	STRTZ	Strainer Plate - Stainless steel construction				
STRTZPB	Strainer Plate - Same as STRTZ, with Polished Brass finish					
Regular Colors		Special Colors				
081 - Black and White		100 - White 292 - Tan	501 - Grey 291 - Green			
	36FTC	Sierra * 36" x 36" (864mm x 864mm) Neo-corner, terrazzo shower floor with flange on all four sides and stainless steel strainer plate.	\$ 504.00	\$ 593.00	210/95	6.8
	Recommended Upgrades and Parts					
	51340075000	Vandal Proof Drain Assembly - 2" One-piece, chromium plated, brass drain	See page 26 for pricing.			
	QDC4	Quick Drain Connector - Use with cast iron soil pipe, P.V.C. schedule 40 D.W.V. and steel schedule 40.				
	STRTZ	Strainer Plate - Stainless steel construction				
STRTZPB	Strainer Plate - Same as STRTZ, with Polished Brass finish					
Regular Colors		Special Colors				
081 - Black and White		100 - White 292 - Tan	501 - Grey 291 - Green			
	40FTC	Sierra * 40" x 40" (1016mm x 1016mm) Neo-corner, terrazzo shower floor with flange on all four sides and stainless steel strainer plate.	\$ 551.00	\$ 640.00	250/113	6.7
	Recommended Upgrades and Parts					
	51340075000	Vandal Proof Drain Assembly - 2" One-piece, chromium plated, brass drain	See page 26 for pricing.			
	QDC4	Quick Drain Connector - Use with cast iron soil pipe, P.V.C. schedule 40 D.W.V. and steel schedule 40.				
	STRTZ	Strainer Plate - Stainless steel construction				
STRTZPB	Strainer Plate - Same as STRTZ, with Polished Brass finish					
Regular Colors		Special Colors				
081 - Black and White		100 - White 292 - Tan	501 - Grey 291 - Green			
	RM	Gibraltar ** 36" x 36" x 6" (864mm x 864mm x 152mm) Single threshold, terrazzo shower floor with stainless steel strainer plate.	\$ 810.00	\$ 899.00	350/159	4.5
	Recommended Upgrades and Parts					
	51340075000	Vandal Proof Drain Assembly - 2" One-piece, chromium plated, brass drain	See page 26 for pricing.			
	QDC4	Quick Drain Connector - Use with cast iron soil pipe, P.V.C. schedule 40 D.W.V. and steel schedule 40.				
	STRTZ	Strainer Plate - Stainless steel construction				
STRTZPB	Strainer Plate - Same as STRTZ, with Polished Brass finish					
Regular Colors		Special Colors				
081 - Black and White		100 - White 292 - Tan	501 - Grey 291 - Green			

* Available in different shapes and/or sizes.
Contact a FIAT® sales representative for further information and pricing.




All special orders are non-cancelable and non-refundable.

** Available in different shapes and/or sizes with flanges, rabbeted or both. Available with back outlet and side outlet drains or both.

Contact a FIAT® sales representative for further information and pricing.

Shower Floors - Terrazzo

Shower Floors - Terrazzo




Product	Model Number	Description	List Price		Approx. Wt. (lbs./kg)	Cubes (Ft. ³)
			Regular	Special		
	RMD	Gibraltar 72" x 36" x 6" (1892mm x 864mm x 152mm) Dual, terrazzo shower floor with two (2) single thresholds, stainless steel strainer plate.	\$1,444.00	\$1,533.00	745/338	9.0
	Recommended Upgrades and Parts					
	51340075000	Vandal Proof Drain Assembly - 2" One-piece, chromium plated, brass drain		See page 26 for pricing.		
	QDC4	Quick Drain Connector - Use with cast iron soil pipe, P.V.C. schedule 40 D.W.V. and steel schedule 40.				
	STRTZ	Strainer Plate - Stainless steel construction				
STRTZPB	Strainer Plate - Same as STRTZ, with Polished Brass finish					
Regular Colors		Special Colors				
081 - Black and White		100 - White 501 - Grey 292- Tan 291- Green				
	RMM	Gibraltar 36" x 36" x 6" (864mm x 864mm x 152mm) Single threshold, terrazzo shower floor with back outlet drain and stainless steel strainer plate.	\$ 911.00	\$1,000.00	380/172	4.5
	Recommended Upgrades and Parts					
	51340075000	Vandal Proof Drain Assembly - 2" One-piece, chromium plated, brass drain		See page 26 for pricing.		
	QDC4	Quick Drain Connector - Use with cast iron soil pipe, P.V.C. schedule 40 D.W.V. and steel schedule 40.				
	STRTZ	Strainer Plate - Stainless steel construction				
STRTZPB	Strainer Plate - Same as STRTZ, with Polished Brass finish					
Regular Colors		Special Colors				
081 - Black and White		100 - White 501 - Grey 292- Tan 291- Green				
	RMC	Gibraltar 36" x 36" x 6" (864mm x 864mm x 152mm) Neo-corner, terrazzo shower floor with back outlet drain and stainless steel strainer plate.	\$ 810.00	\$ 899.00	310/141	4.5
	Recommended Upgrades and Parts					
	51340075000	Vandal Proof Drain Assembly - 2" One-piece, chromium plated, brass drain		See page 26 for pricing.		
	QDC4	Quick Drain Connector - Use with cast iron soil pipe, P.V.C. schedule 40 D.W.V. and steel schedule 40.				
	STRTZ	Strainer Plate - Stainless steel construction				
STRTZPB	Strainer Plate - Same as STRTZ, with Polished Brass finish					
Regular Colors		Special Colors				
081 - Black and White		100 - White 501 - Grey 292- Tan 291- Green				

Shower Floors - Terrazzo

Available in different shapes and/or sizes with flanges, rabbeted or both.
Available with back outlet and side outlet drains or both.
 Contact a FIAT® sales representative for further information and pricing.







All special orders are non-cancelable and non-refundable.

Wheelchair Receptors - Terrazzo

Product	Model Number	Description	List Price		Approx. Wt. (lbs./kg)	Cubes (Ft. ³)
			Regular	Special		
	ADADF3636	Galaxy 36" x 36" (914mm x 914mm) No threshold, gelcoat fiberglass wheelchair receptor with metal drain and polished chrome plated strainer. Recessed for floor installation. Color: 100 - White only	\$ 559.00	N/A	65/29	7.0
	ADAF6030	Galaxy 60" x 30" (1524mm x 762mm) No threshold, gelcoat fiberglass wheelchair receptor with metal drain and polished chrome plated strainer. Recessed for floor installation. Color: 100 - White only	\$ 740.00	N/A	84/38	12.6
	ADAF6036	Galaxy 60" x 36" (1524mm x 914mm) No threshold, gelcoat fiberglass wheelchair receptor with metal drain and polished chrome plated strainer. Recessed for floor installation. Color: 100 - White only	\$ 824.00	N/A	99/45	13.9

Showers Floors
Wheelchair Receptors
Gelcoat Fiberglass

Wheelchair Receptors - Terrazzo







Product	Model Number	Description	List Price		Approx. Wt. (lbs./kg)	Cubes (Ft. ³)
			Regular	Special		
 	ADAT3636	Monterey 36" x 36" (914mm x 914mm) No threshold, terrazzo wheelchair receptor with stainless steel strainer plate. Recessed for floor installation.	\$1,393.00	\$1,482.00	330/150	9.0
	Recommended Upgrades and Parts					
	51340075000	Vandal Proof Drain Assembly - 2" One-piece, chromium plated, brass drain		See page 26 for pricing.		
	QDC4	Quick Drain Connector - Use with cast iron soil pipe, P.V.C. schedule 40 D.W.V. and steel schedule 40.				
	STRTZ	Strainer Plate - Stainless steel construction				
STRTZPB	Strainer Plate - Same as STRTZ, with Polished Brass finish					
Regular Colors		Special Colors				
081 - Black and White		100 - White 501 - Grey 292- Tan 291- Green				
 	ADAT6030	Monterey 60" x 30" (914mm x 914mm) No threshold, terrazzo wheelchair receptor with stainless steel strainer plate. Recessed for floor installation. ADA compliant.	\$1,546.00	\$1,635.00	371/168	10.4
	Recommended Upgrades and Parts					
	51340075000	Vandal Proof Drain Assembly - 2" One-piece, chromium plated, brass drain		See page 26 for pricing.		
	QDC4	Quick Drain Connector - Use with cast iron soil pipe, P.V.C. schedule 40 D.W.V. and steel schedule 40.				
	STRTZ	Strainer Plate - Stainless steel construction				
STRTZPB	Strainer Plate - Same as STRTZ, with Polished Brass finish					
Regular Colors		Special Colors				
081 - Black and White		100 - White 501 - Grey 292- Tan 291- Green				
 	ADAT6036	Monterey 60" x 36" (1524mm x 914mm) No threshold, terrazzo wheelchair receptor with stainless steel strainer plate. Recessed for floor installation. ADA compliant.	\$1,624.00	\$1,713.00	458/208	12.5
	Recommended Upgrades and Parts					
	51340075000	Vandal Proof Drain Assembly - 2" One-piece, chromium plated, brass drain		See page 26 for pricing.		
	QDC4	Quick Drain Connector - Use with cast iron soil pipe, P.V.C. schedule 40 D.W.V. and steel schedule 40.				
	STRTZ	Strainer Plate - Stainless steel construction				
STRTZPB	Strainer Plate - Same as STRTZ, with Polished Brass finish					
Regular Colors		Special Colors				
081 - Black and White		100 - White 501 - Grey 292- Tan 291- Green				

**Shower Floors
Wheelchair Receptors
Shower Floors - Terrazzo**

Available in different shapes and/or sizes with flanges, rabbeted or both.
Available with back outlet and side outlet drains or both.
Contact a FIAT® sales representative for further information and pricing.

All special orders are non-cancelable and non-refundable.

Wheelchair Receptors - Terrazzo

Product	Model Number	Description	List Price		Approx. Wt. (lbs./kg)	Cubes (Ft. ³)	
			Regular	Special			
 	ADAW3636	Huntington 36" x 36" (914mm x 914mm) No threshold, terrazzo wheelchair receptor with ramp and stainless steel strainer plate. ADA compliant.	\$1,211.00	\$1,300.00	350/159	6.0	
	Recommended Upgrades and Parts						
	51340075000	Vandal Proof Drain Assembly - 2" One-piece, chromium plated, brass drain		See page 26 for pricing.			
	QDC4	Quick Drain Connector - Use with cast iron soil pipe, P.V.C. schedule 40 D.W.V. and steel schedule 40.					
	STRTZ	Strainer Plate - Stainless steel construction					
STRTZPB	Strainer Plate - Same as STRTZ, with Polished Brass finish						
Regular Colors		Special Colors					
081 - Black and White		100 - White 501 - Grey 292- Tan 291- Green					
 	ADAW6030	Huntington 60" x 30" (1524mm x 762mm) No threshold, terrazzo wheelchair receptor with ramp and stainless steel strainer plate. ADA compliant.	\$1,642.00	\$1,731.00	450/204	8.3	
	Recommended Upgrades and Parts						
	51340075000	Vandal Proof Drain Assembly - 2" One-piece, chromium plated, brass drain		See page 26 for pricing.			
	QDC4	Quick Drain Connector - Use with cast iron soil pipe, P.V.C. schedule 40 D.W.V. and steel schedule 40.					
	STRTZ	Strainer Plate - Stainless steel construction					
STRTZPB	Strainer Plate - Same as STRTZ, with Polished Brass finish						
Regular Colors		Special Colors					
081 - Black and White		100 - White 501 - Grey 292- Tan 291- Green					
 	ADAW6036	Huntington 60" x 36" (1524mm x 914mm) No threshold, terrazzo wheelchair receptor with ramp and stainless steel strainer plate. ADA compliant.	\$1,808.00	\$1,896.00	525/238	12.5	
	Recommended Upgrades and Parts						
	51340075000	Vandal Proof Drain Assembly - 2" One-piece, chromium plated, brass drain		See page 26 for pricing.			
	QDC4	Quick Drain Connector - Use with cast iron soil pipe, P.V.C. schedule 40 D.W.V. and steel schedule 40.					
	STRTZ	Strainer Plate - Stainless steel construction					
STRTZPB	Strainer Plate - Same as STRTZ, with Polished Brass finish						
Regular Colors		Special Colors					
081 - Black and White		100 - White 501 - Grey 292- Tan 291- Green					

Available in different shapes and/or sizes with flanges, rabbeted or both.
Available with back outlet and side outlet drains or both.
Contact a FIAT® sales representative for further information and pricing.

All special orders are non-cancelable and non-refundable.

Shower Floors
Wheelchair Receptors
Shower Floors - Terrazzo





Wheelchair Receptors - Terrazzo

Product	Model Number	Description	List Price		Approx. Wt. (lbs./kg)	Cubes (Ft. ³)
			Regular	Special		
	WTR4990	Sequoia 36" x 36" (914mm x 914mm) No threshold, terrazzo wheelchair receptor with ramp and stainless steel strainer plate.	\$1,244.00	\$1,332.00	349/158	6.8
	Recommended Upgrades and Parts					
	51340075000	Vandal Proof Drain Assembly - 2" One-piece, chromium plated, brass drain		See page 26 for pricing.		
	QDC4	Quick Drain Connector - Use with cast iron soil pipe, P.V.C. schedule 40 D.W.V. and steel schedule 40.				
	STRTZ	Strainer Plate - Stainless steel construction				
STRTZPB	Strainer Plate - Same as STRTZ, with Polished Brass finish					
Regular Colors		Special Colors				
081 - Black and White		100 - White 501 - Grey 292 - Tan 291 - Green				
 	WTR4995	Sequoia 39" x 39" (991mm x 991mm) No threshold, terrazzo wheelchair receptor with ramp and stainless steel strainer plate.	\$1,284.00	\$1,373.00	360/163	10.
	Recommended Upgrades and Parts					
	51340075000	Vandal Proof Drain Assembly - 2" One-piece, chromium plated, brass drain		See page 26 for pricing.		
	QDC4	Quick Drain Connector - Use with cast iron soil pipe, P.V.C. schedule 40 D.W.V. and steel schedule 40.				
	STRTZ	Strainer Plate - Stainless steel construction				
STRTZPB	Strainer Plate - Same as STRTZ, with Polished Brass finish					
Regular Colors		Special Colors				
081 - Black and White		100 - White 501 - Grey 292 - Tan 291 - Green				
	WTR5000	Sequoia 48" x 48" (1219mm x 1219mm) No threshold, terrazzo wheelchair receptor with ramp and stainless steel strainer plate.	\$1,666.00	\$1,755.00	622/282	13.3
	Recommended Upgrades and Parts					
	51340075000	Vandal Proof Drain Assembly - 2" One-piece, chromium plated, brass drain		See page 26 for pricing.		
	QDC4	Quick Drain Connector - Use with cast iron soil pipe, P.V.C. schedule 40 D.W.V. and steel schedule 40.				
	STRTZ	Strainer Plate - Stainless steel construction				
STRTZPB	Strainer Plate - Same as STRTZ, with Polished Brass finish					
Regular Colors		Special Colors				
081 - Black and White		100 - White 501 - Grey 292 - Tan 291 - Green				
 	WTR5001	Sequoia 60" x 48" (152 mm x 1219mm) No threshold, terrazzo wheelchair receptor with ramp and stainless steel strainer plate.	\$1,789.00	\$1,878.00	734/333	16.7
	Recommended Upgrades and Parts					
	51340075000	Vandal Proof Drain Assembly - 2" One-piece, chromium plated, brass drain		See page 26 for pricing.		
	QDC4	Quick Drain Connector - Use with cast iron soil pipe, P.V.C. schedule 40 D.W.V. and steel schedule 40.				
	STRTZ	Strainer Plate - Stainless steel construction				
STRTZPB	Strainer Plate - Same as STRTZ, with Polished Brass finish					
Regular Colors		Special Colors				
081 - Black and White		100 - White 501 - Grey 292 - Tan 291 - Green				

**Shower Floors
Wheelchair Receptors
Shower Floors - Terrazzo**

Available in different shapes and/or sizes with flanges, rabbeted or both.
Available with back outlet and side outlet drains or both.
Contact a FIAT® sales representative for further information and pricing.

Wheelchair Receptors - Terrazzo

Product	Model Number	Description	List Price		Approx. Wt. (lbs./kg)	Cubes (Ft. ³)
			Regular	Special		
	WTR5002	Sequoia 60" x 60" (1524mm x 1524mm) No threshold, terrazzo wheelchair receptor with ramp and stainless steel strainer plate.	\$1,938.00	\$2,026.00	845/383	20.8
	Recommended Upgrades and Parts					
	51340075000	Vandal Proof Drain Assembly - 2" One-piece, chromium plated, brass drain		See page 26 for pricing.		
	QDC4	Quick Drain Connector - Use with cast iron soil pipe, P.V.C. schedule 40 D.W.V. and steel schedule 40.				
	STRTZ	Strainer Plate - Stainless steel construction				
	STRTZPB	Strainer Plate - Same as STRTZ, with Polished Brass finish				
Regular Colors		Special Colors				
081 - Black and White		100 - White 501 - Grey 292- Tan 291- Green				
	WTR5003	Sequoia 42" x 70" (1067mm x 1778mm) No threshold, terrazzo wheelchair receptor with ramp and stainless steel strainer plate.	\$1,850.00	\$1,939.00	801/363	17.9
	Recommended Upgrades and Parts					
	51340075000	Vandal Proof Drain Assembly - 2" One-piece, chromium plated, brass drain		See page 26 for pricing.		
	QDC4	Quick Drain Connector - Use with cast iron soil pipe, P.V.C. schedule 40 D.W.V. and steel schedule 40.				
	STRTZ	Strainer Plate - Stainless steel construction				
	STRTZPB	Strainer Plate - Same as STRTZ, with Polished Brass finish				
Regular Colors		Special Colors				
081 - Black and White		100 - White 501 - Grey 292- Tan 291- Green				
	WTR5004	Sequoia 48" x 70" (1219mm x 1778mm) No threshold, terrazzo wheelchair receptor with ramp and stainless steel strainer plate.	\$1,940.00	\$2,029.00	915/415	19.4
	Recommended Upgrades and Parts					
	51340075000	Vandal Proof Drain Assembly - 2" One-piece, chromium plated, brass drain		See page 26 for pricing.		
	QDC4	Quick Drain Connector - Use with cast iron soil pipe, P.V.C. schedule 40 D.W.V. and steel schedule 40.				
	STRTZ	Strainer Plate - Stainless steel construction				
	STRTZPB	Strainer Plate - Same as STRTZ, with Polished Brass finish				
Regular Colors		Special Colors				
081 - Black and White		100 - White 501 - Grey 292- Tan 291- Green				
	WTR5005	Sequoia 60" x 70" (1524mm x 1778mm) No threshold, terrazzo wheelchair receptor with ramp and stainless steel strainer plate.	\$2,338.00	\$2,427.00	1,144/519	24.3
	Recommended Upgrades and Parts					
	51340075000	Vandal Proof Drain Assembly - 2" One-piece, chromium plated, brass drain		See page 26 for pricing.		
	QDC4	Quick Drain Connector - Use with cast iron soil pipe, P.V.C. schedule 40 D.W.V. and steel schedule 40.				
	STRTZ	Strainer Plate - Stainless steel construction				
	STRTZPB	Strainer Plate - Same as STRTZ, with Polished Brass finish				
Regular Colors		Special Colors				
081 - Black and White		100 - White 501 - Grey 292- Tan 291- Green				

Available in different shapes and/or sizes with flanges, rabbeted or both.
Available with back outlet and side outlet drains or both.
 Contact a FIAT® sales representative for further information and pricing.
All special orders are non-cancelable and non-refundable.

Wheelchair Receptors - Terrazzo

Product	Model Number	Description	List Price		Approx. Wt. (lbs./kg)	Cubes (Ft. ³)
			Regular	Special		
	WTR5006	Sequoia 60" x 30" (1524mm x 762mm) No threshold, terrazzo wheelchair receptor with ramp and stainless steel strainer plate.	\$1,858.00	\$1,947.00	498/226	24.3
	Recommended Upgrades and Parts					
	51340075000	Vandal Proof Drain Assembly - 2" One-piece, chromium plated, brass drain	See page 26 for pricing.			
	QDC4	Quick Drain Connector - Use with cast iron soil pipe, P.V.C. schedule 40 D.W.V. and steel schedule 40.				
	STRTZ	Strainer Plate - Stainless steel construction				
STRTZPB	Strainer Plate - Same as STRTZ, with Polished Brass finish					
Regular Colors		Special Colors				
081 - Black and White		100 - White	501 - Grey			
		292 - Tan	291 - Green			
	WTR5007	Sequoia 60" x 36" (1524mm x 914mm) No threshold, terrazzo wheelchair receptor with ramp and stainless steel strainer plate.	\$1,707.00	\$1,796.00	620/281	10.4
	Recommended Upgrades and Parts					
	51340075000	Vandal Proof Drain Assembly - 2" One-piece, chromium plated, brass drain	See page 26 for pricing.			
	QDC4	Quick Drain Connector - Use with cast iron soil pipe, P.V.C. schedule 40 D.W.V. and steel schedule 40.				
	STRTZ	Strainer Plate - Stainless steel construction				
STRTZPB	Strainer Plate - Same as STRTZ, with Polished Brass finish					
Regular Colors		Special Colors				
081 - Black and White		100 - White	501 - Grey			
		292 - Tan	291 - Green			
	TERRAZZO KIT	Terrazzo Repair Kit Repair small cracks and nicks with this complete repair kit.				
			081 - Black	\$ 88.00		
			100 - White	\$ 88.00		
			291 - Green	\$ 88.00		
			292 - Tan	\$ 88.00		
			501 - Grey	\$ 88.00		

**Shower Floors
Wheelchair Receptors
Shower Floors - Terrazzo**

Available in different shapes and/or sizes with flanges, rabbeted or both.
Available with back outlet and side outlet drains or both.
Contact a FIAT® sales representative for further information and pricing.





All special orders are non-cancelable and non-refundable.

Shower Floors / Wheelchair Receptors - Recommended Upgrades and Parts

Product	Model Number	Description	List Price
	00242604100	Strainer Plate - White, plastic construction	\$ 10.00
	00242604208	Strainer Plate - Bone, plastic construction	\$ 13.00
	51340075000	Vandal Proof Drain Assembly - 2" One-piece, chromium plated, brass drain	\$ 22.00
	CASCADEKIT	Cascade Shower Floor Repair Kit - available in white (100) or Bone (208)	\$ 40.00
	H30	Drain Assembly - 2" (51mm) Cast brass construction with polished chrome strainer plate.	\$ 40.00
	PD2	Drain Assembly - 2" (51mm) QuickCaulk™ PVC drain with stainless steel strainer plate.	\$ 25.00
	QDC4	Quick Drain Connector - Use with cast iron soil pipe, P.V.C. schedule 40 D.W.V. and steel schedule 40.	\$ 11.00
	QIC2	Quick Drain Connector - Use with cast iron soil pipe, P.V.C. schedule 40 D.W.V. and steel schedule 40.	\$ 11.00
	QIC2CP	Quick Drain Connector - Use with cooper D.W.V.	\$ 15.00
	STRTZ	Strainer Plate - Stainless steel construction	\$ 24.00
	STRTZPB	Strainer Plate - Same as STRTZ, with Polished Brass finish.	\$ 32.00
	STRWL000	Strainer Plate - Stainless steel construction	\$ 29.00
	STRWLPB000	Strainer Plate - Polished Brass finish.	\$ 36.00





**Shower Floors
Wheelchair Receptors
Recommended
Upgrades and Parts**

Special Care Acrylic Shower Units

Product	Model Number	Description	List Price	Ship Wt. (lbs./kg)	
 		A3636 Series 1-piece standard Acrylic Shower Left and Right Hand Fold-Up Seats are ADA Left and Right Hand Grab Bars are Barrier Free 44" x 39-1/4" x 84" (1118mm x 997mm x 2134mm) Includes: <ul style="list-style-type: none"> • Fold up wheelchair transfer seat with white phenolic slotted bench • Integrally molded shelf • 7/8" (22mm) threshold • 1 - 21" x 33" (533mm x 838mm) stainless steel wrap around horizontal grab bar • 1 - 1" (25mm) stainless steel curtain rod 			
	A3636.01LF	Left hand fold-up seat, grab bar, curtain rod	\$ 3,976.00	113.9 kg (251 lb)	
	A3636.01RF	Right hand fold-up seat, grab bar, curtain rod	\$ 3,976.00		
	A3636H.01LF	Model A3636.01LF with factory drilled hole for light canopy	\$ 4,007.00		
	A3636H.01RF	Model A3636.01RF with factory drilled hole for light canopy	\$ 4,007.00		
	A3636.01LG	Left hand grab bar, stainless steel curtain rod, no seat - not ADA compliant	\$ 2,902.00		
	A3636.01RG	Right hand grab bar, stainless steel curtain rod, no seat - not ADA compliant	\$ 2,902.00		
	Available Options				
	K1002-1021	Canopy Light Package Kit includes: - 1002000000 Canopy light frame - 1021000000 Canopy light lens			
	H30000	2" (51mm) Cast Brass Drain with chrome plated strainer			
PD2	Drain Assembly - 2" (51mm) QuickCaulk™ PVC drain with stainless steel strainer plate.				
C2000	White shower curtain (hooks included)				
 		A6030 Series 1-piece Acrylic Shower Left and Right Hand Fold-Up Seats are ADA Left and Right Hand Grab Bars are Barrier Free 68-3/4" x 33-1/4" x 84" (1746mm x 845mm x 2134mm) Includes: <ul style="list-style-type: none"> • Fold up wheelchair transfer seat with white phenolic slotted bench • Integrally molded shampoo/soap shelf • 7/8" (22mm) threshold • 1 - 28" x 46" (771mm x 1168mm) stainless steel wrap around horizontal grab bar • 1 - 1" (25mm) stainless steel curtain rod 			
	A6030.01LF	Left hand fold-up seat, grab bar, curtain rod	\$ 4,488.00	148.3 kg (327 lb)	
	A6030.01RF	Right hand fold-up seat, grab bar, curtain rod	\$ 4,488.00		
	A6030.01NGBU	Wrap around grab bar, stainless steel curtain rod, no seat	\$ 3,435.00	139 kg (307 lb)	
	A6030.01LGB	No seat, left hand grab bar - not ADA compliant	\$ 3,435.00	148.3 kg (327 lb)	
	A6030.01RGB	No seat, right hand grab bar - not ADA compliant	\$ 3,435.00		
	A6030.01ND	No seat, no grab bars, no curtain rod - not ADA compliant	\$ 3,136.00		
	A6030H.01LF	Model A6030.01LF with factory drilled hole for light canopy	\$ 4,519.00		
	A6030H.01RF	Model A6030.01RF with factory drilled hole for light canopy	\$ 4,519.00		
	Available Options				
K1002-1021	Canopy Light Package Kit includes: - 1002000000 Canopy light frame - 1021000000 Canopy light lens				
H30000	2" (51mm) cast brass drain with chrome plated strainer				
PD2	Drain Assembly - 2" (51mm) QuickCaulk™ PVC drain with stainless steel strainer plate.				
C7000	White shower curtain (hooks included)				



 Shower Units
Special Care Acrylic

Special Care Acrylic Shower Units

Product	Model Number	Description	List Price	Ship Wt. (lbs./kg)
 		A6036 Series 1-piece standard Acrylic Shower Left and Right Hand Fold-Up Seats are ADA Left and Right Hand Grab Bars are Institutional 68-3/4" x 36-1/2" x 84" (1746mm x 927mm x 2134mm) Includes: <ul style="list-style-type: none"> • Fold up wheelchair transfer seat with white phenolic slotted bench • Integrally molded shampoo/soap shelf • 7/8" (22mm) threshold • 1 - 30" (762mm) stainless steel horizontal grab bar • 1 - 1" (25mm) stainless steel curtain rod • 1 - 48" (1219mm) stainless steel horizontal grab bar 		
	A6036.01LF	Left hand fold-up seat, grab bar, curtain rod	\$ 4,826.00	157.7 kg
	A6036.01RF	Right hand fold-up seat, grab bar, curtain rod	\$ 4,826.00	(341 lb)
	A6036.01GU	Horizontal grab bars, stainless steel curtain rod, no seat	\$ 3,856.00	145.6 kg (321 lb)
	A6036.01LGB	No seat, left hand grab bar, curtain rod - not ADA compliant	\$ 3,856.00	157.7 kg
	A6036.01RGB	No seat, right hand grab bar, curtain rod - not ADA compliant	\$ 3,856.00	(341 lb)
	A6036.01ND	No grab bars, no curtain rod, no seat - not ADA compliant	\$ 2,586.00	
	A6036H.01LF	Model A6036.01LF with factory drilled hole for canopy light	\$ 4,857.00	
	A6036H.01RF	Model A6036.01RF with factory drilled hole for canopy light	\$ 4,857.00	
	Available Options			
K1002-1021	Canopy Light Package Kit includes: - 1002000000 Canopy light frame - 1021000000 Canopy light lens			
H30000	2" (51mm) cast brass drain with chrome plated strainer			
PD2	Drain Assembly - 2" (51mm) QuickCaulk™ PVC drain with stainless steel strainer plate.			
C7000	White shower curtain (hooks included)			
 		A6038 Series 1-piece Acrylic Shower Left and Right Hand Fold-Up Seats are Barrier Free Left and Right Hand Grab Bars are Barrier Free 60-3/4" x 37-1/2" x 84-1/2" (1543mm x 953mm x 2146mm) Includes: <ul style="list-style-type: none"> • Fold up wheelchair transfer seat with white phenolic slotted bench • Integrally molded shampoo/soap shelf • 1-3/4" (44mm) threshold • 1 - 31" x 40" (787mm x 1016mm) stainless steel wrap around horizontal grab bar • 1 - 1" (25mm) stainless steel curtain rod • 2 - 18" (457mm) stainless steel vertical grab bar 		
	A6038.01LF	Left hand fold-up seat, grab bar, curtain rod	\$ 4,549.00	157.7 kg
	A6038.02LGB	Same as above with Integrally molded left hand seat	\$ 3,474.00	(341 lb)
	A6038.01RF	Right hand fold-up seat, grab bar, curtain rod	\$ 4,549.00	
	A6038.02RGB	Same as above with Integrally molded right hand seat	\$ 3,474.00	
	A6038.01LGB	No seat, left hand grab bars, stainless steel curtain rod not ADA compliant	\$ 3,474.00	
	A6038.01RGB	No seat, right hand grab bar, stainless steel curtain rod not ADA compliant	\$ 3,474.00	
	A6038.01ND	No grab bars, no curtain rod - no seat - not ADA compliant	\$ 2,100.00	
	A6038H.01LF	Model A6038.01LF with factory drilled hole for canopy light	\$ 4,580.00	
	A6038H.01RF	Model A6038.01RF with factory drilled hole for canopy light	\$ 4,580.00	
Available Options				
K1002-1021	Canopy Light Package Kit includes: - 1002000000 Canopy light frame - 1021000000 Canopy light lens			
H30000	2" (51mm) cast brass drain with chrome plated strainer			
PD2	Drain Assembly - 2" (51mm) QuickCaulk™ PVC drain with stainless steel strainer plate.			
C4000	White shower curtain (hooks included)			


Shower Units
Special Care Acrylic

Special Care Acrylic Shower Units

Product	Model Number	Description	List Price	Ship Wt. (lbs./kg)
		A4238 Series 1-piece Acrylic Shower Barrier Free Series 42-3/4" x 37-1/2" x 84-1/2" (1086mm x 953mm x 2146mm) Includes: <ul style="list-style-type: none"> • Fold-up wheelchair transfer seat with white phenolic slotted bench • Integrally molded shampoo/soap shelf • 1-3/4" (44mm) threshold • 1 - 18" x 30" (457mm x 762mm) stainless steel wrap around horizontal grab bar • 1 - 16" (406mm) vertical stainless steel grab bar • 1 - 1" (25mm) stainless steel curtain rod 		
	A4238.01LF	Left hand fold-up seat, grab bar, curtain rod	\$ 4,001.00	108.9 kg (240 lb)
	A4238.02LGB	Same as above with integrally molded seat	\$ 2,928.00	99.8 kg (220 lb)
	A4238.01RF	Right hand fold-up seat, grab bar, curtain rod	\$ 4,001.00	108.9 kg (240 lb)
	A4238.02RGB	Same as above with integrally molded seat	\$ 2,928.00	
	A4238.01LGB	Left hand grab bar, no seat, curtain rod	\$ 2,928.00	
	A4238.01RGB	Right hand grab bar, no seat, curtain rod	\$ 2,928.00	
	A4238H.01LF	Model A4238.01LF with factory drilled hole for canopy light	\$ 4,032.00	
	A4238H.01RF	Model A4238.01RF with factory drilled hole for canopy light	\$ 4,032.00	
	Available Options			
K1002-1021	Canopy Light Package Kit includes: - 1002000000 Canopy light frame - 1021000000 Canopy light lens			
H30000	2" (51mm) cast brass drain with chrome plated strainer			
PD2	Drain Assembly - 2" (51mm) QuickCaulk™ PVC drain with stainless steel strainer plate.			
C2000	White shower curtain (hooks included)			
		A4838 Series 1-piece Acrylic Shower Barrier Free Series 48-3/4" x 37-1/2" x 84-1/2" (1238mm x 953mm x 2146mm) Includes: <ul style="list-style-type: none"> • Fold up wheelchair transfer seat with white phenolic slotted bench • Integrally molded shampoo/soap shelf • 1-3/4" (4mm) threshold • 1 - 18 x 30" (457mm x 762mm) stainless steel wrap around horizontal grab bar • 1 - 16" (406mm) vertical stainless steel grab bar • 1 - 1" (25mm) stainless steel curtain rod 		
	A4838.05LF	Left hand fold-up seat, grab bar, curtain rod	\$ 4,290.00	117 kg (258 lb)
	A4838.06LGB	Same as above with integrally molded seat	\$ 3,216.00	107.5 kg (237 lb)
	A4838.05RF	Right hand fold-up seat, grab bar, curtain rod	\$ 4,290.00	117 kg (258 lb)
	A4838.06RGB	Same as above with integrally molded seat	\$ 3,216.00	
	A4838.05LGB	No seat, left hand grab bar, curtain rod	\$ 3,216.00	
	A4838.05RGB	No seat, right hand grab bar, curtain rod	\$ 3,216.00	
	A4838H.05LF	Model A4838.01LF with factory drilled hole for canopy light	\$ 4,321.00	
	A4838H.05RF	Model A4838.01RF with factory drilled hole for canopy light	\$ 4,321.00	
	Available Options			
K1002-1021	Canopy Light Package Kit includes: - 1002000000 Canopy light frame - 1021000000 Canopy light lens			
H30000	2" (51mm) cast brass drain with chrome plated strainer			
PD2	Drain Assembly - 2" (51mm) QuickCaulk™ PVC drain with stainless steel strainer plate.			
C3000	White shower curtain (hooks included)			



 Shower Units
Special Care Acrylic

Special Care Acrylic Shower Units

Product	Model Number	Description	List Price	Ship Wt. (lbs./kg)
		A4834 Series 1-piece Acrylic Shower Institutional Series 48 3/4" x 33 1/2" x 84 1/2" (1238mm x 851mm x 2146mm) Includes: <ul style="list-style-type: none"> • Fold-up wheelchair transfer seat with white phenolic slotted bench • Integrally molded shampoo/soap shelf • 6-1/2" (165mm) threshold • 1 - 21" x 27" (533mm x 686mm) Stainless steel wrap grab bar • 1 - 16" (406mm) vertical stainless steel grab bar • 1 - 1" (25mm) stainless steel curtain rod 		
	A4834.07LF	Left hand fold-up seat, grab bar, curtain rod	\$ 4,064.00	118.4 kg (261 lb)
	A4834.08LGB	Left hand Integrally molded seat, grab bar, curtain rod	\$ 2,989.00	109.3 kg (241 lb)
	A4834.07RF	Right hand fold-up seat, grab bar, curtain rod	\$ 4,064.00	118.4 kg (261 lb)
	A4834.08RGB	Right hand Integrally molded seat, grab bar, curtain rod	\$ 2,989.00	
	A4834.07LGB	No seat, left hand grab bars, curtain rod	\$ 2,989.00	
	A4834.07RGB	No seat, right hand grab bars, curtain rod	\$ 2,989.00	
	A4834H.07LF	Model A4834.07LF with factory drilled hole for canopy light	\$ 4,095.00	
	A4834H.07RF	Model A4834.07RF with factory drilled hole for canopy light	\$ 4,095.00	
	Available Options			
K1002-1021	Canopy Light Package Kit includes: - 1002000000 Canopy light frame - 1021000000 Canopy light lens			
H30000	2" (51mm) cast brass drain with chrome plated strainer			
PD2	Drain Assembly - 2" (51mm) QuickCaulk™ PVC drain with stainless steel strainer plate.			
C3000	White shower curtain (hooks included)			



Shower Units
Special Care Acrylic

Special Care Acrylic Shower Units

Product	Model Number	Description	List Price	Ship Wt. (lbs./kg)
		MS-4836 Series Custom Comfort 1-piece standard Acrylic Shower 50" x 36" x 87" (1270mm x 914mm x 2210mm)		
	MS4836600N00	Standard 1-piece custom comfort shower - 2 seats	\$ 2,207.00	90.7 kg
	MS4836H600N00	With factory drilled hole for canopy light	\$ 2,238.00	(200 lb)
		Factory installed standard accessories: <ul style="list-style-type: none"> • 2 - 16" (406mm) x 1-1/4" (32mm) vertical stainless steel grab bars • 1 - 1" (25mm) stainless steel curtain rod, • 1 - 16" (406mm) x 1-1/4" (32mm) horizontal stainless steel grab bar • Integral molded soap dish, shelves and seats 		
	Available Options			
	K1002-1021	Canopy Light Package Kit includes: - 1002000000 Canopy light frame - 1021000000 Canopy light lens		
	C3000	White shower curtain (hooks included)		
		MS-4836 Series 1-piece standard Acrylic Shower, 50" x 36" x 87" (1270 x 914 x 2210mm) 3 - piece - 50" x 36" x 85-1/2" (1270 x 914 x 2172mm)		
	MS4836100N00	Standard 1-piece shower - 2 integral seats	\$ 1,820.00	77.1kg
	MS4836100N73	With factory drilled hole for canopy light	\$ 1,958.00	(170 lb)
	MS4836H100N00	With factory drilled hole for canopy light	\$ 1,851.00	
	Available Options			
	K1002-1021	Canopy Light Package Kit includes: - 1002000000 Canopy light frame - 1021000000 Canopy light lens		
	C3000	White shower curtain (hooks included)		



**Shower Units
Special Care Acrylic**

Modular Acrylic Shower Units

Product	Model Number	Description	List Price	Ship Wt. (lbs./kg)	
		MS-3600 Series 1-piece Acrylic Shower 38" x 34" x 86" (965mm x 864mm x 2184mm)			
	MS3600100N00	Standard 1-piece shower	\$ 1,367.00	57 kg (125 lb)	
	MS3600100N73	With factory installed stainless steel curtain rod	\$ 1,506.00		
	MS3600H100N00	With factory drilled hole for canopy light	\$ 1,398.00		
	Available Options				
	K1002-1021	Canopy Light Package Kit includes: - 1002000000 Canopy light frame - 1021000000 Canopy light lens			
	C2000	White shower curtain (hooks included)			
		MS-3600 Series Custom Comfort 1-piece Acrylic Shower 38" x 34" x 86" (965mm x 864mm x 2184mm)			
	MS3600600N00	Standard 1-piece custom comfort shower	\$ 1,718.00	68.1kg (150 lb)	
	MS3600H600N00	With factory drilled hole for canopy light	\$ 1,749.00		
			Factory installed standard accessories: • 2 - 16" (406mm) x 1-1/4" (32mm) vertical stainless steel grab bars • 1 - 1" (25mm) stainless steel curtain rod, • Integral molded soap dish and shelves		
	Available Options				
	K1002-1021	Canopy Light Package Kit includes: - 1002000000 Canopy light frame - 1021000000 Canopy light lens			
	C2000	White shower curtain (hooks included)			




Shower Units
Modular Acrylic

Modular Acrylic Shower Units

Product	Model Number	Description	List Price	Ship Wt. (lbs./kg)
		MTS-6200 Series Acrylic 1-piece standard tub/shower 62" x 30-1/2" x 87-3/4"		
	MTS6200100L00	Left hand drain	\$ 1,770.00	79.5kg (175 lb)
	MTS6200100R00	Right hand drain	\$ 1,770.00	
	MTS6200H100X00	With factory installed stainless steel curtain rod	\$ 1,801.00	
	MTS6200100X73	With factory installed stainless steel curtain rod	\$ 1,909.00	
Available Options				
	K1002-1021	Canopy Light Package Kit includes: - 1002000000 Canopy light frame - 1021000000 Canopy light lens		
	MTS6200ACRSEAT	Removable acrylic seat		
	C6000	White shower curtain (hooks included)		
		MTS-6200 Series Custom Comfort Acrylic 1-piece standard tub/shower 62" x 30-1/2" x 87-3/4"		
	MTS6200600L00	Left hand drain	\$ 2,215.00	98.8 kg (200 lb)
	MTS6200600R00	Right hand drain	\$ 2,215.00	
	MTS6200H600X00	With factory drilled hole for canopy light	\$ 2,246.00	
			Factory installed standard accessories: • 2 - 16" (406 mm) x 1-1/4" (32 mm) vertical stainless steel grab bars • 1 - 1" (25 mm) stainless steel curtain rod, • 1 - 36" (914mm) x 1-1/4" (32mm) horizontal stainless steel grab bar, • Integrally molded soap dish and shelves	
Available Options				
	K1002-1021	Canopy Light Package Kit includes: - 1002000000 Canopy light frame - 1021000000 Canopy light lens		
	C6000	White shower curtain (hooks included)		
	711MF	Fold up seat installed NOTE: 711MF SEAT - phenolic seat with naugahyde cushion fastened beneath for use as a headrest when seat is in folded up position. (factory installed opposite drain side)		



Shower Units
Special Modular

Modular Acrylic Shower Units

Product	Model Number	Description	List Price	Ship Wt. (lbs./kg)
		MTS-377 Series 1-piece Acrylic Tub/Shower 73-3/4" x 36" x 88-3/4" (1873mm x 914mm x 2254mm)		
	MTS377-100N00	Off-set left-hand drain only	\$ 2,827.00	104 kg (230 lb)
	MTS377-100N73	Same as above with factory installed stainless steel curtain rod	\$ 2,965.00	
	MTS3600H100N00	With factory drilled hole for canopy light	\$ 2,858.00	
	Available Options			
K1002-1021	Canopy Light Package Kit includes: - 1002000000 Canopy light frame - 1021000000 Canopy light lens			
377 SeatL	Removable acrylic seat - left hand			
377 SeatR	Removable acrylic seat - right hand			
		MTS-6035 Series 1-piece Acrylic Tub/Shower 62" x 35" x 87" (1575mm x 889mm x 2210mm)		
	MTS6035100L00	Left hand drain	\$ 1,849.00	83.9kg (185 lb)
	MTS6035100R00	Right hand drain	\$ 1,849.00	
	MTS6035H100X00	With factory drilled hole for canopy light option	\$ 1,880.00	
	MTS6035100X73	With factory installed stainless steel curtain rod	\$ 1,888.00	
Available Options				
K1002-1021	Canopy Light Package Kit includes: - 1002000000 Canopy light frame - 1021000000 Canopy light lens			
MTS6035ACRSEAT	Removable acrylic seat - left or right hand			
C2000	White shower curtain (hooks included)			
		MTS-6300M Series 3-piece Acrylic Tub/Shower, left or right hand drain 62" x 30-1/2" x 88-1/4" (1575mm x 775mm x 2272mm)		
	MTS6310103L00	Left hand drain	\$ 1,849.00	83.9kg (185 lb)
	MTS6310103R00	Right hand drain	\$ 1,849.00	
	MTS6310103X73	With factory installed stainless steel curtain	\$ 1,880.00	
	MTS6310H103X00	With factory drilled hole for light rod	\$ 1,888.00	
Available Options				
K1002-1021	Canopy Light Package Kit includes: - 1002000000 Canopy light frame - 1021000000 Canopy light lens			
MTS6200ACRSEAT	Removable acrylic seat			
C6000	White shower curtain (hooks included)			
Regular Colors				
100 - White 251 - Biscuit 208 - Bone				
X: L - Left R - Right				



Shower Units
Modular Acrylic

Modular Acrylic Shower Units

Product	Model Number	Description	List Price	Ship Wt. (lbs./kg)	
		MS305 Series 1-piece or 3-piece Acrylic shower 62" x 34" x 8" (1575mm x 864mm x 2235mm) Standard 1-Piece Shower			
	MS305-100N00	2 integral seats	\$ 2,032.00	79.5 kg (175 lb)	
	MS305-100N73	With factory installed stainless steel curtain rod	\$ 2,170.00		
	MS305-100R00	Right hand seat only	\$ 2,032.00		
	MS305-100L00	Left hand seat only	\$ 2,032.00		
	MS305-100N400	No seat	\$ 2,032.00		
	MS305-100X73	With factory installed stainless steel curtain rod	\$ 2,170.00		
	MS305H-100X00	With factory drilled hole for canopy light	\$ 2,063.00		
		Standard 3-Piece Shower			
	MS305-103N00	2 integral seats	\$ 2,494.00	93 kg (205 lb)	
	MS305-103R00	Right hand seat only	\$ 2,494.00		
	MS305-103L00	Left hand seat only	\$ 2,494.00		
	MS305-103N400	No seat	\$ 2,494.00		
	MS305-103X73	With factory installed stainless steel curtain rod	\$ 2,633.00		
	MS305H-103X00	With factory drilled hole for canopy light	\$ 2,525.00		
Available Options					
K1002-1021	Canopy Light Package Kit includes: - 1002000000 Canopy light frame - 1021000000 Canopy light lens				
C4000	White shower curtain (hooks included)				
		MS-306 Series 1-piece Acrylic shower 62" x 34" x 88-1/2" (1575mm x 864mm x 2248mm)			
	MS306-100N00	Integral molded reclining seat	\$ 2,101.00	79.4 kg (175 lb)	
	MS306-100N73	With factory installed stainless steel curtain rod	\$ 2,240.00		
	MS306H-100N00	With factory drilled hole for canopy light	\$ 2,132.00		
	Available Options				
	K1002-1021	Canopy Light Package Kit includes: - 1002000000 Canopy light frame - 1021000000 Canopy light lens			
C4000	White shower curtain (hooks included)				
Regular Colors					
100 - White 251 - Biscuit 208 - Bone					
X: L - Left R - Right					

**Shower Units
Special Modular**

Shower Cabinets - Baked Enameled Steel



Product	Model Number	Description	List Price	Ship Wt. (lbs./kg)	
	S86	Commander 36" x 36" x 82" (914mm x 914mm x 2083mm) Single threshold shower cabinet with white, baked enameled steel walls and black and white terrazzo shower floor. Includes pressure balanced valve, equalizing mixing valve with deluxe shower head, arm, flange and stops (190AA), curtain rod, curtain and soap dish.	\$ 3,892.00	210/95.2	
	Recommended Upgrades and Parts				
	SS	* Stainless Steel Upgrade - Interior walls, exterior walls or both.			
	Optional Upgrades and Parts				
	S86EENLV100	Shower Walls	See page 49 for pricing.		
	S86F081	Terrazzo Floor			
	190AA	Pressure Balanced, Equalizing Mixing Valve Including deluxe shower head, arm and flange with stops			
	T162AA	Thermostatically Controlled, Single Lever Valve - with stops			
	180AA	Pressure Balanced, Single Lever Valve - with stops			
	S86EET100	Top Only			
	00439810000	Soap Dish - Chromium plated			
	00439813000	Shower Curtain - 10 oz. Plastic construction - GSA approved			
	00439811000	Curtain Rod			
	00502400000	Curtain Hooks			
	S91	Commander 36" x 38" x 82" (914mm x 965mm x 2083mm) Double threshold, walk-through shower cabinet with white, baked enameled steel walls and black and white terrazzo shower floor. Includes pressure balanced, equalizing mixing valve with deluxe shower head, arm, flange and stops (190AA), curtain rod, curtain and soap dish.	\$ 3,603.00	165/74.8	
	Recommended Upgrades and Parts				
	SS	* Stainless Steel Upgrade - Interior walls, exterior walls or both.			See page 48 for pricing.
	Optional Upgrades and Parts				
	S91EENLV100	Shower Walls	See page 49 for pricing.		
	S91F081	Terrazzo Floor			
	190AA	Pressure Balanced, Equalizing Mixing Valve Including deluxe shower head, arm and flange with stops			
	T162AA	Thermostatically Controlled, Single Lever Valve - with stops			
	180AA	Pressure Balanced, Single Lever Valve - with stops			
	S91EET100	Top Only			
	00439810000	Soap Dish - Chromium plated			
	00439813000	Shower Curtain - 10 oz. Plastic construction - GSA approved			
	00439811000	Curtain Rod			
	00502400000	Curtain Hooks			

*** All special orders are non-cancelable and non-refundable.**


Shower cabinets available to government specifications.

Shower Cabinets
Baked Enameled Steel

Shower Cabinets - Baked Enameled Steel

Product	Model Number	Description	List Price	Ship Wt. (lbs./kg)	
	S92	Commander 37" x 37" x 82" (940mm x 940mm x 2083mm) Double threshold corner opening shower cabinet with white, baked enameled steel walls and black and white terrazzo shower floor. Includes pressure balanced, equalizing mixing valve with deluxe shower head, arm, flange and stops (190AA), curtain rod, curtain and soap dish.	\$ 3,736.00	205/93	
	Recommended Upgrades and Parts				
	SS	* Stainless Steel Upgrade - Interior walls, exterior walls or both.		See page 48 for pricing.	
	Optional Upgrades and Parts				
	S92EENLV100	Shower Walls		See page 49 for pricing.	
	S92F081	Terrazzo Floor			
	190AA	Pressure Balanced, Equalizing Mixing Valve Including deluxe shower head, arm and flange with stops			
	T162AA	Thermostatically Controlled, Single Lever Valve - with stops			
	180AA	Pressure Balanced, Single Lever Valve - with stops			
	S92EET100	Top Only			
	00439810000	Soap Dish			
	00439813000	Shower Curtain - 10 oz. Plastic construction - GSA approved			
	00439811000	Curtain Rod			
	00502400000	Curtain Hooks			
	S101	Commander 38" x 38" x 82" (965mm x 965mm x 2083mm) Neo-corner shower cabinet with white, baked enameled steel walls and black and white terrazzo shower floor. Includes pressure balanced, equalizing mixing valve with deluxe shower head, arm, flange and stops (190AA), curtain rod, curtain and soap dish.	\$ 4,926.00	215/97.5	
	Recommended Upgrades and Parts				
	SS	* Stainless Steel Upgrade - Interior walls, exterior walls or both.		See page 48 for pricing.	
	Optional Upgrades and Parts				
	S101EENLV100	Shower Walls		See page 49 for pricing.	
	S101F081	Terrazzo Floor			
	190AA	Pressure Balanced, Equalizing Mixing Valve Including deluxe shower head, arm and flange with stops			
	T162AA	Thermostatically Controlled, Single Lever Valve - with stops			
	180AA	Pressure Balanced, Single Lever Valve - with stops			
	S101EET100	Top Only			
	00439810000	Soap Dish - Chromium plated			
	00439813000	Shower Curtain - 10 oz. Plastic construction - GSA approved			
	00439811000	Curtain Rod			
	00502400000	Curtain Hooks			
<p>* All special orders are non-cancelable and non-refundable.</p> <p>Shower cabinets available to government specifications.</p>					

Shower Cabinets - Baked Enameled Steel


Product	Model Number	Description	List Price	Ship Wt. (lbs./kg)	
	S115	Commander 39" x 39" x 82" (965mm x 965mm x 2083mm) Institutional shower cabinet with white, baked enameled steel walls and black and white terrazzo shower floor. Designed for the physically challenged. Includes pressure balanced, single lever valve (180AA), hand held shower head with swivel fitting, 69" (1753mm) flexible stainless steel hose with in-line vacuum breaker, retractable phenolic shower seat with stainless steel frame, one (1) wrap-around stainless steel grab bar, one (1) vertical stainless steel grab bar, curtain rod, 10 oz. GSA approved curtain.	\$ 5,880.00	600/272	
	Recommended Upgrades and Parts				
	SS	* Stainless Steel Upgrade - Interior walls, exterior walls or both.		See page 48 for pricing.	
	Optional Upgrades and Parts				
	S115EENLLV100	Shower Walls		See page 49 for pricing.	
	S115F081	Terrazzo Floor			
	180AA	Pressure Balanced, Single Lever Valve - Including deluxe shower head, arm and flange with stops			
	T162AA	Thermostatically Controlled, Single Lever Valve - with stops			
	190AA	Pressure Balanced, Equalizing Mixing Valve Deluxe shower head, arm and flange with stops			
	00439801000	Hand Held Shower - with swivel fitting, 68" flexible stainless steel hose with swivel fitting and in'-line vacuum breaker.			
	S115SR	Retractable Seat - 33"x 22-1/2" (838mm x 572mm) Right hand seat with stainless steel U-frame design. White, phenolic construction.			
	S115SL	Retractable Seat - 33"x 22-1/2" (838mm x 572mm) Left hand seat with stainless steel U-frame design. White, phenolic construction			
	00439804000	Wrap Around Grab Bar - 31-1/2" x 17-1/2" (800mm x 445mm) Stainless steel L-shape design			
	00439805000	Vertical Grab Bar - 16" (406mm) Stainless steel construction			
	S115EET100	Top Only			
00439810000	Soap Dish - Chromium plated				
00439814000	Shower Curtain - 10 oz. Plastic construction - GSA approved				
00439812000	Curtain Rod				
00502400000	Curtain Hooks				

* All special orders are non-cancelable and non-refundable.



Shower cabinets available to government specifications.

Shower Cabinets
Baked Enameled Steel

Shower Cabinets - Baked Enameled Steel




Product	Model Number	Description	List Price	Ship Wt. (lbs./kg)	
	S125	Commander 39" x 48" x 82" (965mm x 1219mm x 2083mm) Institutional shower cabinet with white, baked enameled steel walls and black and white terrazzo shower floor. Designed for the physically challenged. Includes pressure balanced, single lever valve (180AA), hand held shower head with swivel fitting, 69" (1753mm) flexible stainless steel hose with in-line vacuum breaker, retractable phenolic shower seat with stainless steel frame, one (1) wrap-around stainless steel grab bar, one (1) vertical stainless steel grab bar, curtain rod, 10 oz. GSA approved curtain.	\$ 7,845.00	750/340	
	Recommended Upgrades and Parts				
	SS	* Stainless Steel Upgrade - Interior walls, exterior walls or both.		See page 48 for pricing.	
	Optional Upgrades and Parts				
	S115EENLLV100	Shower Walls		See page 49 for pricing.	
	S115F081	Terrazzo Floor			
	180AA	Pressure Balanced, Single Lever Valve - Including deluxe shower head, arm and flange with stops			
	T162AA	Thermostatically Controlled, Single Lever Valve - with stops			
	190AA	Pressure Balanced, Equalizing Mixing Valve - Deluxe shower head, arm and flange with stops			
	00439801000	Hand Held Shower - with swivel fitting, 68" flexible stainless steel hose with in-line vacuum breaker.			
	S125SR	Retractable Seat - 33"x 22-1/2" (838mm x 572mm) Right hand seat with stainless steel U-frame design. White, phenolic construction.			
	S125SL	Retractable Seat - 33"x 22-1/2" (838mm x 572mm) Left hand seat with stainless steel U-frame design. White, phenolic construction			
	00439809000	Wrap Around Grab Bar - 31-1/2" x 17-1/2" (800mm x 445mm) Stainless steel constructed L-shape design			
	00439805000	Vertical Grab Bar - 16" (406mm) Stainless steel construction			
	S125EET100	Top Only			
00439810000	Soap Dish - Chromium plated				
00439814000	Shower Curtain - 10 oz. Plastic construction - GSA approved				
00439812000	Curtain Rod				
00502400000	Curtain Hooks				
* All special orders are non-cancelable and non-refundable.					
Shower cabinets available to government specifications.					

Shower Cabinets - Baked Enameled Steel

Product	Model Number	Description	List Price	Ship Wt. (lbs./kg)	
	4732	Cadet 32" x 32" x 81" (813mm x 813mm x 2083mm) Single threshold, white, baked enameled (reversible), metal shower cabinet with factory installed drain and black/white terrazzo shower floor.	\$ 1,787.00	345/156	
	Recommended Upgrades and Parts				
	2034PL	Shower Door - 24" x 64" (609mm x 864mm) Styrene shower door with reversible hinges	See page 48 for pricing.		
	2034T	Shower Door - 24" x 64" (609mm x 864mm) Glass shower door with reversible hinges			
	2034PLT	Shower Door - 24" x 64" (609mm x 864mm) Styrene shower door with reversible hinges and towel bar			
	Optional Upgrades and Parts				
	4732ND100	Shower walls	See page 49 for pricing.		
	4732F081	Terrazzo Floor			
	190AA	Pressure Balanced, Equalizing Mixing Valve Including deluxe shower head, arm and flange with stops			
	T162AA	Thermostatically Controlled, Single Lever Valve - with stops			
	47TOP32100	Top Only			
	00630602000	Soap Dish			
	00473215000	Shower Curtain			
	00500401000	Curtain Hooks			
	4736	Cadet 36" x 36" x 81" (914mm x 914mm x 2083mm) Single threshold, white, baked enameled (reversible), metal shower cabinet with factory installed drain and black/white terrazzo shower floor.	\$ 1,955.00	385/175	
	Recommended Upgrades and Parts				
	2034PL	Shower Door - 24" x 64" (609mm x 864mm) Styrene shower door with reversible hinges	See page 48 for pricing.		
	2034T	Shower Door - 24" x 64" (609mm x 864mm) Glass shower door with reversible hinges			
	2034PLT	Shower Door - 24" x 64" (609mm x 864mm) Styrene shower door with reversible hinges and towel bar			
	Optional Upgrades and Parts				
	4736ND100	Shower Walls	See page 49 for pricing.		
	4736F081	Terrazzo Floor			
	190AA	Pressure Balanced, Equalizing Mixing Valve - Including deluxe shower head, arm and flange with stops			
	T162AA	Thermostatically Controlled, Single Lever Valve - with stops			
	47TOP36100	Top Only			
	00630602000	Soap Dish			
	00473215000	Shower Curtain			
	00500401000	Curtain Hooks			




Shower Cabinets
Baked Enameled Steel

Shower Cabinets - Baked Enameled Steel

Product	Model Number	Description	List Price	Ship Wt. (lbs./kg)	
	48	Cadet Neo Angle 36" x 36" x 81" (914mm x 914mm x 2083mm) Neo-angle, white, baked enameled (reversible), metal shower cabinet with factory installed drain and black/white, neo-angle terrazzo shower floor.	\$ 2,297.00	360/163	
	Recommended Upgrades and Parts				
	2033NST	Shower Door - 22" x 62" (558mm x 1578mm) Glass shower door with reversible hinges	See page 48 for pricing.		
	2033PLNST	Shower Door - 22" x 62" (558mm x 1578mm) Styrene shower door with reversible hinges			
	Optional Upgrades and Parts				
	48ND100	Shower walls	See page 49 for pricing.		
	48F081	Terrazzo Floor			
	190AA	Pressure Balanced, Equalizing Mixing Valve - Including deluxe shower head, arm and flange with stops			
	T162AA	Thermostatically Controlled, Single Lever Valve - with stops			
	48TOP100	Top Only			
	00630602000	Soap Dish			
	00473215000	Shower Curtain			
	00500401000	Curtain Hooks			
	99M30	Pilot 30" x 30" x 75" (762 mm x 762 mm x 1905 mm) Single threshold, white, baked enameled (reversible), metal shower cabinet with molded floor and integrally molded drain, quick drain connector, brass valve and shower head.	\$ 1,531.00	100/45	
	Recommended Upgrades and Parts				
	2034PL	Shower Door - 24" x 64" (609mm x 1626mm) Styrene shower door with reversible hinges	See page 48 for pricing.		
	2034T	Shower Door - 24" x 64" (609mm x 1626mm) Glass shower door with reversible hinges			
	2034PLT	Shower Door - 24" x 64" (609mm x 864mm) Styrene shower door with reversible hinges and towel bar			
	Optional Upgrades and Parts				
	QIC2	Quick Drain Connector	See page 49 for pricing.		
	99M32	Pilot 32" x 32" x 75" (813mm x 813mm x 1905mm) Single threshold, white, baked enameled (reversible), metal shower cabinet with molded floor and integrally molded drain, quick drain connector, brass valve and shower head.	\$ 1,554.00	110/50	
	Recommended Upgrades and Parts				
	2034PL	Shower Door - 24" x 64" (609mm x 1626mm) Styrene shower door with reversible hinges	See page 48 for pricing.		
	2034T	Shower Door - 24" x 64" (609mm x 1626mm) Glass shower door with reversible hinges			
	2034PLT	Shower Door - 24" x 64" (609mm x 864mm) Styrene shower door with reversible hinges and towel bar			
	Optional Upgrades and Parts				
	QIC2	Quick Drain Connector	See page 49 for pricing.		
	A19	Extended Base			




**Shower Cabinets
Baked Enameled Steel**

Shower Cabinets - Polyethelene

Product	Model Number	Description	List Price	Ship Wt. (lbs./kg)
	500	Skipper II 30" x 30" x 74" (762mm x 762mm x 1880mm) One-piece, polyethelene shower cabinet with Tuf-flor® shower floor, self-caulking drain and aluminum top frame. Includes plastic valve and shower head.	\$ 721.00	40/18
	Optional Upgrades and Parts			
	00500702	Tuf-flor® Shower Floor	See page 49 for pricing.	
	00500500	Valve and Shower Head - Plastic construction		
	00500703	Self-Caulking Drain		
	02500900	Aluminum Top Frame		
A10	Extended Base Frame			
	502	Skipper II 32" x 32" x 74" (813mm x 813mm x 1880mm) One-piece, polyethelene shower cabinet with Tuf-flor® shower floor, self-caulking drain and aluminum top frame. Includes Tuf-flor®, plastic valve and shower head.	\$ 789.00	43/20
	Optional Upgrades and Parts			
	00502702	Tuf-flor® Shower Floor - Plastic construction	See page 49 for pricing.	
	00500500	Valve and Shower Head - Plastic construction		
	00500703	Self-Caulking Drain		
	00502703	Plastic Top Frame		
A8	Extended Base Frame			
	506	Skipper II 36" x 36" x 73-3/4" (914mm x 914mm x 1873mm) One-piece, polyethelene shower cabinet with self-caulking drain and aluminum top frame. Includes Tuf-flor®, plastic valve and shower head and QDC4 Quick Drain Connector.	\$ 858.00	65/29
	Optional Upgrades and Parts			
	00636Y01	Tuf-flor® Shower Floor - Plastic construction	See page 49 for pricing.	
	00500500	Valve and Shower Head - Plastic construction		
	00500703	Self-Caulking Drain		
	02636900	Aluminum Top Frame		
A9	Extended Base Frame			




**Shower Cabinets
Polyethelene**

Shower Cabinets - Polyethelene

Product	Model Number	Description	List Price	Ship Wt. (lbs./kg)
	630	Seagull 30" x 30" x 74-1/4" (762mm x 762mm x 1886mm) Single threshold, one-piece, polyethelene shower cabinet with aluminum stiles and top frame, integrally molded drain, quick drain connector, and shower head.	\$ 847.00	61/28
	Recommended Upgrades and Parts			
	2034PL	Shower Door - 24" x 64" (609mm x 1626mm) Styrene shower door with reversible hinges	See page 48 for pricing.	
	2034T	Shower Door - 24" x 64" (609mm x 1626mm) Glass shower door with reversible hinges		
	2034PLT	Shower Door - 24" x 64" (609mm x 864mm) Styrene shower door with reversible hinges and towel bar with reversible hinges		
	Optional Upgrades and Parts			
	QIC2	Quick Drain Connector	See page 49 for pricing.	
02500900	Aluminum Top Frame			
	632	Seagull 32" x 32" x 74-1/4" (813mm x 813mm x 1886mm) Single threshold, one-piece, polyethelene shower cabinet with aluminum stiles and top frame, integrally molded drain, quick drain connector. Includes brass valve and shower head.	\$ 865.00	67/30
	Recommended Upgrades and Parts			
	2034PL	Shower Door - 24" x 64" (609mm x 1626mm) Styrene shower door with reversible hinges	See page 48 for pricing.	
	2034T	Shower Door - 24" x 64" (609mm x 1626mm) Glass shower door with reversible hinges		
	Optional Upgrades and Parts			
	00532500	Brass Valve and Shower Head	See page 49 for pricing.	
	QIC2	Quick Drain Connector		
02632900	Aluminum Top Frame			
A19	Extended Base Frame - 32" x 32" (813mm x 813mm)			
	640	Mariner 30" x 30" x 73-3/4" (762mm x 762mm x 1873mm) Single threshold, one-piece, polyethelene shower cabinet with Tuf-floor™ shower floor, self-caulking drain, aluminum stiles and top frame. Includes brass valve and shower head and QDC4 Quick Drain Connector.	\$ 739.00	45/20
	Recommended Upgrades and Parts			
	2034PL	Shower Door - 24" x 64" (609mm x 1626mm) Styrene shower door with reversible hinges	See page 48 for pricing.	
	2034T	Shower Door - 24" x 64" (609mm x 1626mm) Glass shower door with reversible hinges		
	Optional Upgrades and Parts			
	00610500	Brass Valve and Shower Head	See page 49 for pricing.	
	00502702	Tuf-floor® Shower Floor		
00500703	Self-Caulking Drain			
02640600	Aluminum Stiles			
02500900	Aluminum Top Frame			
A10	Extended Base Frame - 30" x 30" (762mm x 762mm)			



**Shower Cabinets
Polyethelene**

Shower Cabinets - Polyethelene

Product	Model Number	Description	List Price	Ship Wt. (lbs./kg)	
	642	Mariner 32" x 32" x 73-3/4" (813mm x 813mm x 1873mm) Single threshold, one-piece, polyethelene shower cabinet with Tuf-flor™ shower floor, self-caulking drain, aluminum stiles and top frame. Includes brass valve and shower head and QDC4 Quick Drain Connector.	\$ 793.00	45/20	
	Recommended Upgrades and Parts				
	2034PL	Shower Door - 24" x 64" (609mm x 1626mm) Styrene shower door with reversible hinges	See page 48 for pricing.		
	2034T	Shower Door - 24" x 64" (609mm x 1626mm) Glass shower door with reversible hinges			
	Optional Upgrades and Parts				
	00610500	Brass Valve and Shower Head	See page 49 for pricing.		
	00502702	Tuf-flor® Shower Floor			
	00500703	Self-Caulking Drain			
	00632600	Aluminum Stiles			
	02632900	Aluminum Top Frame			
A8	Extended Base Frame - 32" x 32" (813mm x 813mm)				
	646	Mariner 36" x 36" x 73-3/4" (914mm x 914mm x 1873mm) Single threshold, one-piece, polyethelene shower cabinet with Tuf-flor™ shower floor, self-caulking drain, aluminum stiles and top frame. Includes brass valve and shower head and QDC4 Quick Drain Connector.	\$ 901.00	65/29	
	Recommended Upgrades and Parts				
	2040PLNS	Shower Door - 28" x 64" (711mm x 1626mm) Styrene shower door with reversible hinges	See page 48 for pricing.		
	2040NST	Shower Door - 28" x 64" (711mm x 1626mm) Glass shower door with reversible hinges			
	2040PLNST	Shower Door - 28" x 64" (711mm x 1626mm) Styrene shower door with reversible hinges			
	Optional Upgrades and Parts				
	00610500	Brass Valve and Shower Head	See page 49 for pricing.		
	00636701	Tuf-flor® Shower Floor			
	00500703	Self-Caulking Drain			
	00632600	Aluminum Stiles			
02646900	Aluminum Top Frame				
A9	Extended Base Frame - 36" x 36" (914mm x 914mm)				
	702	Shower-To-Go 32" x 32" x 74" (813mm x 813mm x 1880mm) One-piece, plastic shower cabinet with Tuf-flor® shower floor, self-caulking drain and aluminum top frame. Includes Tuf-flor® with extended base frame, plastic valve and shower head.	\$ 876.00	67/30	
	Recommended Upgrades and Parts				
	2034PL	Shower Door - 24" x 64" (609mm x 1626mm) Styrene shower door with reversible hinges	See page 48 for pricing.		
	2034PLT	Shower Door - 24" x 64" (609mm x 864mm) Styrene shower door with reversible hinges and towel bar			
	Optional Upgrades and Parts				
	190AA	Pressure Balanced, Equalizing Mixing Valve Deluxe shower head, arm and flange with stops	See page 49 for pricing.		
	00610500	Brass Valve and Shower Head			
	00636701	Tuf-flor® Shower Floor			
	00500703	Self-Caulking Drain			
	00632600	Aluminum Stiles			
02646900	Aluminum Top Frame				
A8	Extended Base Frame - 32" x 32" (813mm x 813mm)				

Shower Cabinets
Polyethelene

Shower Cabinets - Polyethelene



Product	Model Number	Description	List Price	Ship Wt. (lbs./kg)	
	S9632	Commodore 32" x 32" x 78-1/2" (813mm x 813mm x 1994mm) Single threshold shower cabinet with undrilled, 1" (25mm) thick, solid, high density polyethelene walls and black and white terrazzo shower floor. Includes pressure balanced, equalizing mixing valve with deluxe shower head, arm, flange and stops (190AA), top frame with curtain hooks and chromium-plated soap dish.	\$ 4,708.00	745/338	
	Optional Upgrades and Parts				
	S9632100	Shower Walls	See page 49 for pricing.		
	S97F32081	Terrazzo Floor			
	190AA	Pressure Balanced, Equalizing Mixing Valve Including deluxe shower head, arm and flange with stops			
	00439810000	Soap Dish - Chromium plated			
	00439813000	Shower Curtain			
00500401000	Shower Curtain Hooks				
	S9636	Commodore 36" x 36" x 78-1/2" (914mm x 914mm x 1994mm) Single threshold shower cabinet with undrilled, 1" (25mm) thick, solid, high density polyethelene walls and black and white terrazzo shower floor. Includes pressure balanced, equalizing mixing valve with deluxe shower head, arm, flange and stops (190AA), top frame with curtain hooks and chromium-plated soap dish.	\$ 5,331.00	795/361	
	Optional Upgrades and Parts				
	S9636100	Shower Walls	See page 49 for pricing.		
	S97F36081	Terrazzo Floor			
	190AA	Pressure Balanced, Equalizing Mixing Valve Including deluxe shower head, arm and flange with stops			
	00439810000	Soap Dish - Chromium plated			
	00439813000	Shower Curtain			
00500401000	Shower Curtain Hooks				

All special orders are non-cancelable and non-refundable.

Shower cabinets available to government specifications.

**Shower Cabinets
Polyethelene**

Shower Cabinets - Baked Enameled Steel

Product	Model Number	Description	List Price	Ship Wt. (lbs./kg)	
 	S135	Commodore ADA 39" x 39" x 78-1/2" (991mm x 991mm x 1994mm) Wheelchair accessible, single threshold shower cabinet with undrilled, 1" (25mm) thick, solid, high density polyethelene walls. Includes pressure balanced, equalizing mixing valve (180AA), hand held shower head with swivel fitting, 69" (1753mm) flexible stainless steel hose with in-line vacuum breaker, retractable phenolic shower seat with stainless steel frame, one (1) wrap-around stainless steel grab bar, one (1) vertical stainless steel grab bar, top frame with curtain hooks and chromium-plated soap dish.	\$ 5,485.00	845/383	
	Optional Upgrades and Parts				
	S135RS/LS100	Shower Walls (RS - Right / LS - Left)		See page 49 for pricing.	
	S136F081	Shower Floor			
	180AA	Pressure Balanced, Single Lever Valve Including deluxe shower head, arm and flange with stops			
	T162AA	Thermostatically Controlled, Single Lever Valve - with stops			
	00439801000	Hand Held Shower Head - with swivel fitting			
	S115SR	Retractable Seat - 33"x 22-1/2" (838mm x 57 mm) White, phenolic right hand seat with stainless steel U-frame design.			
	S115SL	Retractable Seat - 33"x 22-1/2" (838mm x 572mm) White, phenolic left hand seat with stainless steel U-frame design.			
	00439804000	Wrap-Around Grab Bar - Stainless steel construction			
	00439805000	Vertical Grab Bar - Stainless steel construction			
	00439810000	Soap Dish - Chromium plated			
	00439814000	Shower Curtain - 10 oz. Plastic construction - GSA approved			
00500401000	Curtain Hooks				

All special orders are non-cancelable and non-refundable.

Shower cabinets available to government specifications.

Shower Cabinets
Baked Enameled Steel

Shower Cabinets - Baked Enameled Steel

Product	Model Number	Description	List Price	Ship Wt. (lbs./kg)	
	S9732	Commodore 32" x 32" x 78-1/2" (813mm x 813 mm x 1994mm) Single threshold shower cabinet with undrilled, 1" (25mm) thick, solid, phenolic core with high-pressure laminated walls and black and white terrazzo shower floor. Includes pressure balanced, equalizing mixing valve with deluxe shower head, arm, flange and stops (190AA), top frame with curtain hooks and chromium-plated soap dish.	\$ 4,460.00	725/329	
	Optional Upgrades and Parts				
	S9732100	Shower Walls		See page 49 for pricing.	
	S97F32081	Terrazzo Floor			
	190AA	Pressure Balanced, Equalizing Mixing Valve - Including deluxe shower head, arm and flange with stops			
	T162AA	Thermostatically Controlled, Single Lever Valve - with stops			
	00439810000	Soap Dish - Chromium plated			
	00439813000	Shower Curtain			
00500401000	Shower Curtain Hooks				
	S9736	Commodore 36" x 36" x 78-1/2" (914mm x 914mm x 1994mm) Single threshold shower cabinet with undrilled, 1" (25mm) thick, solid, phenolic core with high-pressure laminate walls and white terrazzo shower floor. Includes pressure balanced, equalizing mixing valve with deluxe shower head, arm, flange and stops (190AA), top frame with curtain hooks and chromium plated soap dish.	\$ 5,019.00	775/351	
	Optional Upgrades and Parts				
	S9736100	Shower Walls		See page 49 for pricing.	
	S97F36081	Terrazzo Floor			
	190AA	Pressure Balanced, Equalizing Mixing Valve Including deluxe shower head, arm and flange with stops			
	T162AA	Thermostatically Controlled, Single Lever Valve - with stops			
	00439810000	Soap Dish - Chromium plated			
	00439813000	Shower Curtain			
00500401000	Shower Curtain Hooks				
<p>All special orders are non-cancelable and non-refundable.</p> <p>Shower cabinets available to government specifications.</p>					

**Shower Cabinets
Baked Enameled Steel**

Shower Cabinets - Recommended Upgrades and Parts

Product	Model Number	Description	List Price
	2033NST	Shower Door - 22" x 62" (558mm x 1578mm) Glass shower door with reversible hinges	\$ 525.00
	2034PL	* Stainless Steel Upgrade - Interior walls, exterior walls or both.	\$ 546.00
	2034T	Shower Door - 24" x 64" (609mm x 864mm) Styrene shower door with reversible hinges	\$ 512.00

***All special orders are non-cancelable and non-refundable.**

Shower cabinets available to government specifications.




**Shower Cabinets
Recommended Upgrades
and Parts**

Shower Cabinets - Optional Upgrades and Parts


Product	Model Number	Description	List Price
	00632600	Aluminum Stiles	\$ 50.00
	02640600	Aluminum Stiles	\$ 50.00
	02500900	Aluminum Top Frame	\$ 50.00
	02632900	Aluminum Top Frame	\$ 50.00
	02636900	Aluminum Top Frame	\$ 50.00
	02646900	Aluminum Top Frame	\$ 82.00
	00532500	Brass Valve and Shower Head	\$ 50.00
	00610500	Brass Valve and Shower Head	\$ 50.00
	A19	Extended Base - 32"	\$ 177.00
	A8	Extended Base Frame - 32"	\$ 177.00
	A9	Extended Base Frame - 36"	\$ 177.00
	A10	Extended Base Frame - 30"	\$ 177.00
	180AA	Pressure Balanced, Single Lever Valve	\$ 177.00
	190AA	Pressure Balanced, Single Lever Valve	\$ 299.00
	QIC2	Quick Drain Connector	\$ 11.00
	S136F081	Shower Floor	\$ 1,573.00
	S135RS/LS100	Shower Walls (RS - Right / LS - Left)	\$ 3,670.00
	S136RS/LS100	Shower Walls (RS - Right / LS - Left)	\$ 3,361.00
	4732ND100	Shower Walls	\$ 1,114.00
	4736ND100	Shower Walls	\$ 1,240.00
	48ND100	Shower Walls	\$ 1,589.00
	S9632100	Shower Walls - 32" White	\$ 3,938.00
	S9636100	Shower Walls	\$ 4,526.00
	S9736100	Shower Walls	\$ 4,214.00
	S86EENLV100	Shower Walls	\$ 2,792.00
	S91EENLV100	Shower Walls	\$ 2,433.00
	S92EENLV100	Shower Walls	\$ 2,556.00
	S101EENLV100	Shower Walls	\$ 3,342.00
	S115EENLV100	Shower Walls	\$ 4,363.00
	4732F081	Terrazzo Floor	\$ 414.00
	4736F081	Terrazzo Floor	\$ 456.00
	48F081	Terrazzo Floor	\$ 449.00
	S86F081	Terrazzo Floor	\$ 931.00
	S91F081	Terrazzo Floor	\$ 911.00
	S92F081	Terrazzo Floor	\$ 921.00
	S101F081	Terrazzo Floor	\$ 1,325.00
	S115F081	Terrazzo Floor	\$ 1,275.00
	S97F32081	Terrazzo Floor	\$ 511.00
	S97F36081	Terrazzo Floor	\$ 546.00
	T162AA	Thermostatically Controlled, Single Lever Valve - with stops	\$ 888.00
	00500702	Tuf-flor® Shower Floor	\$ 113.00
	00502702	Tuf-flor® Shower Floor	\$ 130.00
	00636701	Tuf-flor® Shower Floor	\$ 150.00
	00636Y01	Tuf-flor® Shower Floor - Plastic construction	\$ 130.00
	00500500	Valve and Shower Head - Plastic construction	\$ 25.00

Shower Cabinets
Optional Upgrades and Parts


Laundry Tubs

Product	Model Number	Description	List Price White	Ship Wt. (lbs./kg)	Cubes (ft³)
	LA51	Laundry Tub-To-Go 24-1/2" x 28" (622mm x 671mm) Deluxe, appliance depth, baked enameled steel cabinet with flush mount hinged door and a 22" x 22" (559mm x 559mm polypropylene, single bowl laundry tub. Chrome plated faucet with 4" (102mm) centerset, 4" (102mm) blade handles, 6-3/4" (171mm) swing spout, aerator and hose adaptor. Carton includes laundry tub, strainer with plug, p-trap and supply line.	\$ 827.00	62/28	12.2
	Optional Upgrades and Parts				
	02883908000	Hardware Kit - One polished chrome faucet with spout, one (1) p-trap and two (2) supply lines.	See page 63 for pricing.		
02240901000	Hardware Kit - One cabinet knob, one (1) screw bag, and installation instructions.				
	PA11	Laundry Tub-To-Go 20" x 24" (508mm x 610mm) Polyethylene, single bowl laundry tub with legs. Chrome plated faucet (A1CP) with 4" (102mm) centerset, 4" (102mm) plastic blade handles, 6-3/4" (171mm) swing spout, aerator and hose adaptor. Carton includes laundry tub with legs, faucet, integral drain with plug, p-trap and supply line.	\$ 176.00	15/6.8	7.6
	Optional Upgrades and Parts				
	02883907000	Hardware Kit - One polished chrome faucet with spout, one (1) p-trap and two (2) supply lines.	See page 63 for pricing.		
02883900100	Hardware Kit - One (1) screw bag, one (1) tail nut and stopper, four (4) legs.				
	TAT1	Laundry Tub-To-Go 20" x 23-7/8" (508mm x 606mm) Heavy duty polyethylene, single bowl, laundry tub with legs. Chrome plated faucet (A1) with 4" (102mm) centerset, 4" (102mm) blade handles, 6-3/4" (171mm) swing spout, aerator and hose adaptor. Carton includes laundry tub with legs, faucet, integral drain with plug, p-trap and supply line.	\$ 237.00	18/8.2	4.8
	Optional Upgrades and Parts				
	02883906000	Hardware Kit - One polished chrome faucet with spout, one (1) p-trap and two (2) supply lines.	See page 63 for pricing.		
02883900100	Hardware Kit - One (1) screw bag, one (1) tail nut and stopper, four (4) legs.				


Laundry Tubs

Product	Model Number	Description	List Price		Ship Wt. (lbs./kg)	Cubes (ft ³)	
			White	Special			
	DL1	Laundry Tub 23" x 21-1/2" (584mm x 546mm) Wall-mounted, compression Molded Stone™, single bowl laundry tub with hanger, drain and drain plug. Less faucet and supply. Bulk Packs Available	\$ 135.00	\$ 162.00	25/11.3	5.4	
	DL1-Bulk W/C	Sixty (60) pack of model DL1 shipped with cartons.					
	DL1-Bulk L/C	Sixty (60) pack of model DL1 shipped without cartons.					
	DL6		\$ 668.00	\$ 802.00			
	DL6-Bulk W/C	Six (6) pack of model DL1 laundry tubs. Six (6) pack of model DL1 shipped bulk with cartons. Qty. 60					
	Recommended Upgrades and Parts						
	A1	Faucet - 4" (102mm) Centerset , chrome plated, metal constructed faucet with 4" (102mm) blade handles, 6-3/4" (171mm) 360° swing spout, aerator and hose adaptor.	See page 63 for pricing.				
	0072740200	Hardware Kit - Includes one (1) drain, one (1) drain plug, four (4) aluminum mounting clips and screws.					
	A2						
	A6	Overflow Tube - 12" (305mm) plastic construction. Single Bowl Cover - Covers one bowl of laundry tub for more space when tub is not in use. Molded Stone™ construction.					
Optional Upgrades and Parts							
A17	Clamp-on Faucet - Chrome plated faucet with 4" (102mm) blade handles, 8" (203mm) 360° swing spout, angled hose connection for overhead supplies.	See page 63 for pricing.					
A1CPH	Faucet - 4" (102mm) Centerset , chrome plated, plastic constructed faucet with handles, 7-1/2" (191mm) 360° swing spout and aerator.						
A3	Faucet Block - 5" x 1-1/2" (127mm x 38mm) plastic construction for overhead supplies.						
LAUNDRYTUB	Laundry Tub Repair Kit - Repairs compression Molded Stone™.						
Special Colors							
205 - Almond							


Laundry Tubs

Product	Model Number	Description	List Price		Ship Wt. (lbs./kg)	Cubes (ft³)	
			White	Special			
	L1	Laundry Tub 23" x 21-1/2" (584mm x 546mm) Wall-mounted, compression Molded Stone™, single bowl laundry tub with hanger, strainer and drain plug. Less faucet and supply. Bulk Packs Available	\$ 137.00	\$ 164.00	20/9	5.2	
	L1-Bulk W/C	Eighty-four (84) pack of model L1 shipped with cartons.					
	L1-Bulk L/C	Eighty-four (84) pack of model L1 shipped without cartons.					
	L6	Six (6) pack of model L1 laundry tubs.	\$ 736.00	\$ 883.00			
	L6-Bulk W/C	Six (6) pack of model L1 shipped bulk with cartons. Qty. 84					
	Recommended Upgrades and Parts						
	A1	Faucet - 4" (102mm) Centerset, chrome plated, metal constructed faucet with 4" (102mm) blade handles, 6-3/4" (171mm) 360° swing spout, aerator and hose adaptor.	See page 63 for pricing.				
	01898900000	Hanger - 21-7/8" (556mm) One-piece, durable, metal hanger.					
	0272790000	Hardware Kit - One (1) drain, one (1) drain plug, one (1) plastic bracket set, one (1) metal wall bracket, one (1) screw bag and installation instructions					
	A2	Overflow Tube - 12" (305mm) plastic construction.					
A6	Single Bowl Cover - Covers one bowl of laundry tub for more space when tub is not in use. Molded Stone™ construction.						
Optional Upgrades and Parts							
A17	Clamp-on Faucet - Chrome plated with 4"(102mm) blade handles, 8" (203mm) swing spout, angled hose connection for overhead supplies.	See page 63 for pricing.					
A1CPH	Faucet - 4" (102mm) Centerset, chrome plated, plastic constructed faucet with handles, 7-1/2" (191mm) 360° swing spout and aerator.						
A3	Faucet Block - 5" x 1-1/2" (127mm x 38mm) plastic construction for overhead supplies.						
LAUNDRYTUB	Laundry Tub Repair Kit - Repairs compression Molded Stone™.						
Special Colors							
205 - Almond							


Laundry Tubs

Product	Model Number	Description	List Price		Ship Wt. (lbs./kg)	Cubes (ft³)	
			White	Special			
	L7	Laundry Tub 20" x 24" (508mm x 610mm) Wall mounted, appliance depth, compression Molded Stone™, single bowl laundry tub with hanger, integral drain and drain plug. Less faucet and supply. Bulk Packs Available	\$ 126.00	\$ 153.00	17/7.7	4.6	
	L7-Bulk W/C	Eighty-four (84) pack of model L7 shipped with cartons.					
	L7-Bulk L/C	Eighty-four (84) pack of model L7 shipped without cartons.					
	L76	Six (6) pack of model L7 laundry tubs.	\$ 677.00				
	L76-Bulk W/C	Six (6) pack of model L7 shipped bulk with cartons. Qty. 84					
	Recommended Upgrades and Parts						
	A1	Faucet - 4" (102mm) Centerset , chrome plated, metal constructed faucet with 4" (102mm) blade handles, 6-3/4" (171mm) 360° swing spout, aerator and hose adaptor.	See page 63 for pricing.				
	0272760000	Hanger - 10-15/16" (278mm) One-piece, durable, metal hanger.					
	0288390200	Hardware Kit - One (1) tail nut , one (1) drain stopper, one (1) plastic bracket set, one (1) metal wall bracket, one (1) screw bag and installation instructions.					
	A2	Overflow Tube - 12" (305mm) plastic construction.					
Optional Upgrades and Parts							
A17	Clamp-on Faucet - Chrome plated with 4"(102mm) blade handles, 8" (203mm) swing spout, angled hose connection for overhead supplies.	See page 63 for pricing.					
A1CPH	Faucet - 4" (102mm) Centerset , chrome plated, plastic constructed faucet with handles, 7-1/2" (191mm) 360° swing spout and aerator.						
A3	Faucet Block - 5" x 1-1/2" (127mm x 38mm) plastic construction for overhead supplies.						
LAUNDRYTUB	Laundry Tub Repair Kit - Repairs compression Molded Stone™.						
Special Colors							
205 - Almond							


Laundry Tubs

Product	Model Number	Description	List Price		Ship Wt. (lbs./kg)	Cubes (ft ³)	
			White	Special			
	LTDII	Laundry Tub 40" x 24" (1016mm x 610mm) Wall mounted, appliance depth, compression Molded Stone™, double bowl laundry tub with hanger, drain assembly, strainers and drain plugs. Less faucet and supply.	\$ 280.00	\$ 308.00	34.5/15.6	11.2	
	LTDII-Bulk W/C	Model LTDII shipped bulk with cartons. Qty. 20					
	Recommended Upgrades and Parts						
	A1	Faucet - 4" (102mm) Centerset , chrome plated, metal constructed faucet with 4" (102mm) blade handles, 6-3/4" (171mm) 360° swing spout, aerator and hose adaptor.	See page 63 for pricing.				
	02727600000	Hanger - 10-15/16" (278mm) One-piece, durable, metal hanger.					
	02898905000	Hardware Kit - Two (2) drains , two (2) drain plugs, one (1) twin waste pipes, one (1) plastic bracket set, two (2) metal wall brackets, two (2) screw bags and installation instructions.					
	A2	Overflow Tube - 12" (305mm) plastic construction.					
	Optional Upgrades and Parts						
	A17	Clamp-on Faucet - Chrome plated with 4"(102mm) blade handles, 8" (203mm) swing spout, angled hose connection for overhead supplies.	See page 63 for pricing.				
	A1CPH	Faucet - 4" (102mm) Centerset , chrome plated, plastic constructed faucet with handles, 7-1/2" (191mm) 360° swing spout and aerator.					
A3	Faucet Block - 5" x 1-1/2" (12mm x 38mm) plastic construction for overhead supplies.						
LAUNDRYTUB	Laundry Tub Repair Kit - Repairs compression Molded Stone™ .						
Special Colors							
205 - Almond							


Laundry Tubs

Product	Model Number	Description	List Price		Ship Wt. (lbs./kg)	Cubes (ft³)	
			White	Special			
	FL1	Laundry Tub 23" x 21-1/2" (584mm x 546mm) Floor mounted, compression Molded Stone™, single bowl laundry tub with white baked enamel steel legs, strainer and plug. Less faucet and supply. Bulk Packs Available	\$ 137.00	\$ 164.00	19/8	4.6	
	FL1-Bulk W/C	Eighty-four (84) pack of model FL1 shipped with cartons.					
	FL1-Bulk L/C	Eighty-four (84) pack of model FL1 shipped without cartons.					
	FL6	Six (6) pack of model FL1 laundry tubs.	\$ 736.00	\$ 883.00			
	FL6-Bulk W/C	Six (6) pack of model FL1 shipped bulk with cartons. Qty. 84					
	Recommended Upgrades and Parts						
	A1	Faucet - 4" (102mm) Centerset, chrome plated, metal constructed faucet with 4" (102mm) blade handles, 6-3/4" (171mm) 360° swing spout, aerator and hose adaptor.	See page 63 for pricing.				
	01898800100	Leg - One (1) 21" (533mm) One-piece, durable, metal leg.					
	02727901100	Hardware Kit - One (1) drain, one (1) drain plug, four (4) white legs, one (1) screw bag and installation instructions.					
	02727901205	Same as 02727901100, except with four (4) Bone (208) legs.					
A2	Overflow Tube - 12" (305mm) plastic construction.						
A6	Single Bowl Cover - Covers one bowl of laundry tub for more space when tub is not in use. Molded Stone™ construction.						
Optional Upgrades and Parts							
A17	Clamp-on Faucet - Chrome plated with 4"(102mm) blade handles, 8" (203mm) swing spout, angled hose connection for overhead supplies.	See page 63 for pricing.					
A1CPH	Faucet - 4" (102mm) Centerset, chrome plated, plastic constructed faucet with handles, 7-1/2" (191mm) 360° swing spout and aerator.						
A3	Faucet Block - 5" x 1-1/2" (127mm x 38mm) plastic construction for overhead supplies.						
LAUNDRYTUB	Laundry Tub Repair Kit - Repairs compression Molded Stone™.						
Special Colors							
205 - Almond							


Laundry Tubs

Product	Model Number	Description	List Price White	Ship Wt. (lbs./kg)	Cubes (ft ³)	
	FL7	Laundry Tub 20" x 24" (508mm x 610mm) Floor-mounted, appliance depth, compression Molded Stone™, single bowl laundry tub with white baked enamel steel legs, integral drain and plug. Less faucet and supply. Bulk Packs Available	\$ 126.00	19.5/8.8	4.6	
	FL7-Bulk W/C	Eighty-four (84) pack of model FL7 shipped bulk with cartons.				
	FL7-Bulk L/C	Eighty-four (84) pack of model FL7 shipped bulk without cartons.				
	FL76		\$ 677.00			
	FL76-Bulk W/C	Six (6) pack of model FL7 laundry tubs with carton. Six (6) pack of model FL7 shipped bulk with cartons. Qty. 84				
	Recommended Upgrades and Parts					
	A1	Faucet - 4" (102mm) Centerset, chrome plated, metal constructed faucet with 4" (102mm) blade handles, 6-3/4" (171mm) 360° swing spout, aerator and hose adaptor.	See page 63 for pricing.			
	01898800100	Leg - One (1) 21" (533mm) one-piece, durable, metal leg.				
	02883900100	Hardware Kit - One (1) tail nut, one (1) stopper, four (4) white legs, one (1) screw bag and installation instructions.				
	A2	Overflow Tube - 12" (305mm) plastic construction.				
Optional Upgrades and Parts						
A17	Clamp-on Faucet - Chrome plated with 4"(102mm) blade handles, 8" (203mm) swing spout, angled hose connection for overhead supplies.	See page 63 for pricing.				
A1CPH	Faucet - 4" (102mm) Centerset, chrome plated, plastic constructed faucet with handles, 7-1/2" (191mm) 360° swing spout and aerator.					
A3	Faucet Block - 5" x 1-1/2" (127mm x 38mm) plastic construction for overhead supplies.					
LAUNDRYTUB	Laundry Tub Repair Kit - Repairs compression Molded Stone™.					


Laundry Tubs

Product	Model Number	Description	List Price		Ship Wt. (lbs./kg)	Cubes (ft ³)	
			White	Special			
	FLTDII	Laundry Tub 40" x 24" (1016mm x 610mm) Floor mounted, appliance depth, compression Molded Stone™, double bowl laundry tub with white baked enamel steel legs, drain assembly, strainers and drain plugs. Less faucet and supply.	\$ 280.00	\$ 308.00	37.5/17	11.2	
	FTDII-Bulk	Model FTDII shipped bulk with cartons. Qty. 20					
	Recommended Upgrades and Parts						
	A1	Faucet - 4" (102mm) Centerset, chrome plated, metal constructed faucet with 4" (102mm) blade handles, 6-3/4" (171mm) 360° swing spout, aerator and hose adaptor.	See page 63 for pricing.				
	01898800100	Leg - One (1) 21" (533mm) One-piece, durable, metal leg.					
	02898904100	Hardware Kit - Two (2) drain, two (2) drain plug, four (4) white legs, one (1) screw bag and installation instructions.					
	02898904205	Same as 02898904100, except with four (4) Bone (208) legs.					
	A2	Overflow Tube - 12" (305mm) plastic construction.					
	Optional Upgrades and Parts						
	A17	Clamp-on Faucet - Chrome plated with 4"(102mm) blade handles, 8" (203mm) swing spout, angled hose connection for overhead supplies.	See page 63 for pricing.				
A1CPH	Faucet - 4" (102mm) Centerset, chrome plated, plastic constructed faucet with handles, 7-1/2" (191mm) 360° swing spout and aerator.						
A3	Faucet Block - 5" x 1-1/2" (127mm x 38mm) plastic construction for overhead supplies.						
LAUNDRYTUB	Laundry Tub Repair Kit - Repairs compression Molded Stone™.						


Laundry Tubs

Product	Model Number	Description	List Price White	Ship Wt. (lbs./kg)	Cubes (ft³)	
	L5	Laundry Tub 24-1/2" x 28" (622mm x 711mm) Deluxe, appliance depth, baked enameled steel cabinet with flush mount hinged door and a 22" x 22" (559mm x 559mm) compression Polyethelene self-rimming, single bowl laundry tub, integral drain and drain plug. Less faucet and supply.	\$ 714.00	86/39	12.2	
	Recommended Upgrades and Parts					
	A1	Faucet - 4" (102mm) Centerset , chrome plated, metal constructed faucet with 4" (102mm) blade handles, 6-3/4" (171mm) 360° swing spout, aerator and hose adaptor.	See page 63 for pricing.			
	02240901000	Hardware Kit - One cabinet knob, one (1) screw bag, and installation instructions.				
	A2	Overflow Tube - 12" (305mm) plastic construction.				
	Optional Upgrades and Parts					
	A17	Clamp-on Faucet - Chrome plated with 4"(102mm) blade handles, 8" (203mm) swing spout, angled hose connection for overhead supplies.	See page 63 for pricing.			
	A1CPH	Faucet - 4" (102mm) Centerset , chrome plated, plastic constructed faucet with handles, 7-1/2" (191mm) 360° swing spout and aerator.				
	A3	Faucet Block - 5" x 1-1/2" (127mm x 38mm) plastic construction for overhead supplies.				


Laundry Tubs

Product	Model Number	Description	List Price White	Ship Wt. (lbs./kg)	Cubes (ft ³)	
	DL1720	Utility Sink 17" x 20" (432mm x 508mm) Molded Stone™ self-rimming, single bowl utility sink with standard 3-1/2" (89mm) drain opening. 9-1/2" deep (24 mm). Includes four (4) mounting clips and screws. Less faucet and supply.	\$ 106.00	10/4.5	2.9	
	DL17206	Same as model DL1720, in a six (6) pack quantity.	\$ 603.00			
	Recommended Upgrades and Parts					
	A1	Faucet - 4" (102mm) Centerset, chrome plated, metal constructed faucet with 4" (102mm) blade handles, 6-3/4" (171mm) 360° swing spout, aerator and hose adaptor.	See page 63 for pricing.			
	00172040000	Hardware Kit - Includes four (4) aluminum mounting clips and screws and installation instructions.				
	A2	Overflow Tube - 12" (305mm) plastic construction.				
	Optional Upgrades and Parts					
	A17	Clamp-on Faucet - Chrome plated with 4"(102mm) blade handles, 8" (203mm) swing spout, angled hose connection for overhead supplies.	See page 63 for pricing.			
	A1CPH	Faucet - 4" (102mm) Centerset, chrome plated, plastic constructed faucet with handles, 7-1/2" (191mm) 360° swing spout and aerator.				
	A3	Faucet Block - 5" x 1-1/2" (127mm x 38mm) plastic construction for overhead supplies.				
LAUNDRYTUB	Laundry Tub Repair Kit - Repairs compression Molded Stone™.					


Laundry Tubs

Product	Model Number	Description	List Price White	Ship Wt. (lbs./kg)	Cubes (ft ³)	
	SF1W	Tuf Tub® 20" x 23-7/8" (508mm x 606mm) Wall mounted, heavy duty polyethylene, single bowl laundry tub with hanger, integral drain and drain plug. Less faucet and supply. Bulk Packs Available	\$ 113.00	14/6.4	4.8	
	SF1W Bulk	Eighty-four (84) pack of model SF1W laundry tubs with cartons.				
	SF6W	Six (6) pack of model SF1W laundry tubs with carton.	\$ 632.00			
	Recommended Upgrades and Parts					
	A1	Faucet - 4" (102mm) Centerset, chrome plated, metal constructed faucet with 4" (102mm) blade handles, 6-3/4" (171mm) 360° swing spout, aerator and hose adaptor.	See page 63 for pricing.			
	01898903000	Hanger - 18-7/8" (479mm) One-piece, durable, metal hanger.				
	02883901000	Hardware Kit - One (1) tail nut, one (1) drain stopper, one (1) plastic bracket set, one (1) metal wall bracket, one (1) screw bag and installation instructions.				
	A2	Overflow Tube - 12" (305mm) plastic construction.				
	Optional Upgrades and Parts					
	A17	Clamp-on Faucet - Chrome plated with 4"(102mm) blade handles, 8" (203mm) swing spout, angled hose connection for overhead supplies.	See page 63 for pricing.			
A1CPH	Faucet - 4" (102mm) Centerset, chrome plated, plastic constructed faucet with handles, 7-1/2" (191mm) 360° swing spout and aerator.					
A3	Faucet Block - 5" x 1-1/2" (127mm x 38mm) plastic construction for overhead supplies.					

Laundry Tubs

Product	Model Number	Description	List Price White	Ship Wt. (lbs./kg)	Cubes (ft ³)	
	SF1F	Tuf Tub® 20" x 23-7/8" (508 mm x 606 mm) Floor mounted, heavy duty polyethylene, single bowl laundry tub with white baked enamel steel legs, integral drain and drain plug. Less faucet and supply. Bulk Packs Available	\$ 113.00	18/8.2	4.8	
	SF1F-Bulk W/C	Eighty-four (84) pack of model SF1F shipped bulk with cartons.				
	SF1F-Bulk L/C	Eighty-four (84) pack of model SF1F shipped bulk without cartons.				
	SF6F	Six (6) pack of model SF1F laundry tubs with cartons. Qty. 84	\$ 632.00			
	Recommended Upgrades and Parts					
	A1	Faucet - 4" (102mm) Centerset, chrome plated, metal constructed faucet with 4" (102mm) blade handles, 6-3/4" (171mm) 360° swing spout, aerator and hose adaptor.	See page 63 for pricing.			
	01898800100	Leg - One (1) 21" (533mm) One-piece, durable, metal leg.				
	02883900100	Hardware Kit - One (1) tail nut, one (1) stopper, four (4) white legs, one (1) screw bag and installation instructions.				
	A2	Overflow Tube - 12" (305mm) plastic construction.				
	Optional Upgrades and Parts					
A17	Clamp-on Faucet - Chrome plated with 4"(102mm) blade handles, 8" (203mm) swing spout, angled hose connection for overhead supplies.	See page 63 for pricing.				
A1CPH	Faucet - 4" (102mm) Centerset, chrome plated, plastic constructed faucet with handles, 7-1/2" (191mm) 360° swing spout and aerator.					
A3	Faucet Block - 5" x 1-1/2" (127mm x 38mm) plastic construction for overhead supplies.					

Laundry Tubs



Product	Model Number	Description	List Price White	Ship Wt. (lbs./kg)	Cubes (ft³)	
	P1	Poly Laundry Tub 20" x 24" (508mm x 610mm) Wall mounted, polyethylene, single bowl laundry tub with legs, integral drain and drain plug. Less faucet and supply. Bulk Packs Available	\$ 92.00	13/5.9	5.2	
	P1-Bulk W/C	One hundred (100) pack of model P1 shipped bulk with cartons.				
	P1-Bulk L/C	One hundred (100) pack of model P1 shipped without cartons.				
	P6	Six (6) pack of model P1 laundry tubs.	\$ 421.00			
	Recommended Upgrades and Parts					
	A1	Faucet - 4" (102mm) Centerset , chrome plated, metal constructed faucet with 4" (102mm) blade handles, 6-3/4" (171mm) 360° swing spout, aerator and hose adaptor.	See page 63 for pricing.			
01898800100	Leg - One (1) 21" (533mm) One-piece , durable, metal leg.					
02883900100	Hardware Kit - One (1) tail nut , one (1) stopper, four (4) white legs, one (1) screw bag and installation instructions.					
A2	Overflow Tube - 12" (305mm) plastic construction.					
Optional Upgrades and Parts						
A17	Clamp-on Faucet - Chrome plated with 4"(102mm) blade handles, 8" (203mm) swing spout, angled hose connection for overhead supplies.	See page 63 for pricing.				
A1CPH	Faucet - 4" (102mm) Centerset , chrome plated, plastic constructed faucet with handles, 7-1/2" (191mm) 360° swing spout and aerator.					
A3	Faucet Block - 5" x 1-1/2" (127mm x 38mm) plastic construction for overhead supplies.					

Laundry Tubs - Recommended Upgrades and Parts



Product	Model Number	Description	List Price
	A1	Faucet - 4" (102mm) Centerset, chrome plated, metal constructed faucet with 4" (102mm) blade handles, 6-3/4" (171mm) 360° swing spout, aerator and hose adaptor.	\$ 100.00
	A2	Overflow Tube - 12" (305mm) plastic construction.	\$ 14.00
	A3	Faucet Block - 5" x 1-1/2" (127mm x 38mm) plastic construction for overhead supplies.	\$ 8.00
	A6	Single Bowl Cover - Covers one bowl of laundry tub for more space when tub is not in use. Molded Stone™ construction.	\$ 86.00
	A17	Clamp-on Faucet - Chrome plated faucet with 4"(102mm) blade handles, 8" (203mm) 360° swing spout, angled hose connection for overhead supplies.	\$ 80.00
	A1CPH	Faucet - 4" (102mm) Centerset, chrome plated, plastic constructed faucet with handles, 7-1/2" (191mm) 360° swing spout and aerator.	\$ 36.00
	00172040000	Hardware Kit - Includes four (4) aluminum mounting clips and screws and installation instructions.	\$ 8.00
	0072740200	Hardware Kit - One (1) drain, one (1) drain plug, four (4) aluminum mounting clips and screws.	\$ 11.00
	01898800100	Legs - One (1) 21" (533mm) One-piece, durable, metal legs.	\$ 10.00
	01898903000	Hanger - 18-7/8" (479mm) One-piece, durable, metal hanger.	\$ 10.00
	01898900000	Hanger - 21-7/8" (556mm) One-piece, durable, metal hanger.	\$ 10.00
	02240901000	Hardware Kit - One cabinet knob, one (1) screw bag, and installation instructions.	\$ 14.00
	02727600000	Hardware Kit - One (1) tail nut, one (1) drain stopper, one (1) plastic bracket set, one (1) metal wall bracket, one (1) screw bag and installation instructions.	\$ 10.00
	02727900000	Hardware Kit - One (1) drain, one (1) drain plug, one (1) plastic bracket set, one (1) metal wall bracket, one (1) screw bag and installation instructions	\$ 28.00
	02727901100	Hardware Kit - One (1) drain, one (1) drain plug. four (1) White (100) legs, one screw bag and installation instructions.	\$ 28.00
	02727901205	Same as 02898904100, except with four (4) Bone (208) legs.	\$ 59.00
	02883900100	Hardware Kit - One (1) screw bag, one (1) tail nut and stopper, four (4) legs.	\$ 33.00
	0288390200	Hanger - 10-15/16" (278mm) One-piece, durable, metal hanger.	\$ 31.00
	02883901000	Hardware Kit - One (1) tail nut, one (1) drain stopper, one (1) plastic bracket set, one (1) metal wall bracket, one (1) screw bag and installation instructions.	\$ 31.00
	02883906000	Hardware Kit - One polished chrome faucet with spout, one (1) p-trap and two (2) supply lines.	\$ 115.00
	02883907000	Hardware Kit - One cabinet knob, one (1) screw bag, and installation instructions.	\$ 67.00
	02883908000	Hardware Kit - One polished chrome faucet with spout, one (1) p-trap and two (2) supply lines.	\$ 116.00
	02898904100	Hardware Kit - Two (2) drain, two (2) drain plug. four (1) White (100) legs, one (1) screw bag and installation instructions.	\$ 59.00
	02898904205	Same as 02727901100, except with four (4) Bone (208) legs.	\$ 28.00
	02898905000	Hardware Kit - Two (2) drains, two (2) drain plugs, one (1) twin waste pipes, one (1) plastic bracket set, two (2) metal wall brackets, two (2) screw bags and installation instructions.	\$ 48.00
	LAUNDRYTUB	Laundry Tub Repair Kit - Repairs compression Molded Stone™	\$ 8.00

Mop Service Basins - Terrazzo

Mop Service Basins
Terrazzo



Product	Model Number	Description	List Price		Approx. Wt. (lbs./kg)	Cubes (Ft. ³)	
			Regular	Special			
	TSBC1610	Stockton 24" x 24" (610mm x 610mm) Neo-corner mop service basin. 12" (305mm) deep with 6" (152mm) drop front. Includes integral stainless steel drain assembly and strainer plate.	\$ 826.00	\$ 938.00	235/107	4.0	
	Recommended Upgrades and Parts						
	830AA	Service Faucet - Chrome plated, faucet with vacuum breaker, integral stops, adjustable wall brace, pail hook and 3/4" (19mm) hose thread on spout. 8" (203mm) centerset.	See page 91 for pricing.				
	834AA	Service Faucet Adapter - Set of two (2). Extends hook-up of service faucet from 7-1/2" to 8-1/2" (191mm to 216mm).					
	1239BB24	Bumper Guard - 18" (457mm) Bumper guard constructed of aluminum with vinyl insert.					
	VPD3	Vandal Proof Drain Assembly - 3" (76mm) One-piece, chrome plated, brass construction. Must be specified when ordering mop basin, not available separately.					
	QDC32	Quick Drain Connector - 3" (76mm) with 2" (51mm) hole.					
	1453BB	Strainer Plate - Flat type constructed of 18 gauge #304 stainless steel.					
	MSG2424	Wall Guard - Two (2) 24" x 12" (610mm x 305mm) stainless steel panels plus corner bracket.					
	MSG24	Wall Guard - One (1) extra 24" x 12" (610mm x 305mm) stainless steel panel.					
	MSGBRKT	Corner Bracket - One (1) extra corner bracket.					
	832AA	Hose/Bracket Combination - 30" (762mm) long, flexible, heavy-duty 5/8" (16mm) cloth reinforced, rubber hose with 3/4" (19mm) chrome coupling and 6" x 3" (152mm x 76mm) stainless steel bracket with rubber grip.					
889CC	Mop Hanger Bracket - Constructed of 22 gauge #304 stainless steel.						
Regular Colors		Special Colors					
501 - Grey		100 - White 291 - Green 292 - Tan					
	TSBC1611	Stockton 32" x 32" (813mm x 813mm) Neo-corner mop service basin. 12" (305mm) deep with 6" (152mm) drop front. Includes integral stainless steel drain assembly and strainer plate.	\$1,019.00	\$1,130.00	240/109	7.1	
	Recommended Upgrades and Parts						
	830AA	Service Faucet - Chrome plated, faucet with vacuum breaker, integral stops, adjustable wall brace, pail hook and 3/4" (19mm) hose thread on spout. 8" (203 mm) centerset.	See page 91 for pricing.				
	834AA	Service Faucet Adapter - Set of two (2). Extends hook-up of service faucet from 7-1/2" to 8-1/2" (191mm to 216mm).					
	1239BB32	Bumper Guard - 32" (813mm) Bumper guard constructed of aluminum with vinyl insert.					
	VPD3	Vandal Proof Drain Assembly - 3" (76mm) One-piece, chrome plated, brass construction. Must be specified when ordering mop basin, not available separately.					
	QDC32	Quick Drain Connector - 3" (76mm) with 2" (51mm) hole.					
	1453BB	Strainer Plate - Flat type constructed of 18 gauge #304 stainless steel.					
	MSG3232	Wall Guard - Two (2) 32" x 12" (813mm x 305mm) stainless steel panels plus corner bracket.					
	MSG32	Wall Guard - One (1) extra 32" x 12" (813mm x 305mm) stainless steel panel.					
	MSGBRKT	Corner Bracket - One (1) extra corner bracket.					
	832AA	Hose/Bracket Combination - 30" (762mm) long, flexible, heavy-duty 5/8" (16mm) cloth reinforced, rubber hose with 3/4" (19mm) chrome coupling and 6" x 3" (152mm x 76mm) stainless steel bracket with rubber grip.					
889CC	Mop Hanger Bracket - Constructed of 22 gauge #304 stainless steel.						
Regular Colors		Special Colors					
501 - Grey		100 - White 291 - Green 292 - Tan					

Mop Service Basins - Terrazzo

Product	Model Number	Description	List Price		Approx. Wt. (lbs./kg)	Cubes (Ft. ³)		
			Regular	Special				
	TSBC1612	Stockton 36" x 36" (914mm x 914mm) Neo-corner mop service basin. 12" (305mm) deep with 6" (152mm) drop front. Includes integral stainless steel drain assembly and strainer plate.	\$1,197.00	\$1,308.00	455/206	9.0		
	Recommended Upgrades and Parts							
	830AA	Service Faucet - Chrome plated, faucet with vacuum breaker, integral stops, adjustable wall brace, pail hook and 3/4" (19mm) hose thread on spout. 8" (203mm) centerset.	See page 91 for pricing.					
	834AA	Service Faucet Adapter - Set of two (2). Extends hook-up of service faucet from 7-1/2" to 8-1/2" (191mm to 216mm).						
	1239BB36	Bumper Guard - 36" (914mm) Constructed of aluminum with vinyl insert.						
	VPD3	Vandal Proof Drain Assembly - 3" (76mm) One-piece, chrome plated, brass construction. Must be specified when ordering mop basin, not available separately.						
	QDC32	Quick Drain Connector - 3" (76mm) with 2" (5mm) hole.						
	1453BB	Strainer Plate - Flat type constructed of 18 gauge #304 stainless steel.						
	MSG3636	Wall Guard - Two (2) 36" x 12" (914mm x 305mm) stainless steel panels plus corner bracket.						
	MSG36	Wall Guard - One (1) extra 36" x 12" (914mm x 305mm) stainless steel panel.						
	MSGBRKT	Corner Bracket - One (1) extra corner bracket.						
	832AA	Hose/Bracket Combination - 30" (762mm) long, flexible, heavy-duty 5/8" (16mm) cloth reinforced, rubber hose with 3/4" (19mm) chrome coupling and 6" x 3" (152mm x 76mm) stainless steel bracket with rubber grip.						
	889CC	Mop Hanger Bracket - Constructed of 22 gauge #304 stainless steel.						
	Regular Colors			Special Colors				
501 - Grey		100 - White 291 - Green 292 - Tan						
	TSB3000	Stockton 24" x 24" (610mm x 610mm) Square mop service basin with continuous stainless steel caps on all curbs. 12" (305mm) deep with 6" (152mm) drop front. Includes integral stainless steel drain assembly and strainer plate.		\$ 994.00	\$1,105.00	230/104	4.0	
	Recommended Upgrades and Parts							
	830AA	Service Faucet - Chrome plated, faucet with vacuum breaker, integral stops, adjustable wall brace, pail hook and 3/4" (19mm) hose thread on spout. 8" (203mm) centerset.	See page 91 for pricing.					
	834AA	Service Faucet Adapter - Set of two (2). Extends hook-up of service faucet from 7-1/2" to 8-1/2" (191mm to 216mm).						
	VPD3	Vandal Proof Drain Assembly - 3" (76mm) One-piece, chrome plated, brass construction. Must be specified when ordering mop basin, not available separately.						
	QDC32	Quick Drain Connector - 3" (76mm) with 2" (51mm) hole.						
	1453BB	Strainer Plate - Flat type constructed of 18 gauge #304 stainless steel.						
	MSG3224	Wall Guard - Two (2) 32" x 12" (610mm x 305mm) stainless steel panels plus corner bracket.						
	MSG24	Wall Guard - One (1) extra 24" x 12" (610mm x 305mm) stainless steel panel.						
	MSGBRKT	Corner Bracket - One (1) extra corner bracket.						
	832AA	Hose/Bracket Combination - 30" (762mm) long, flexible, heavy-duty 5/8" (16mm) cloth reinforced, rubber hose with 3/4" (19mm) chrome coupling and 6" x 3" (152mm x 76mm) stainless steel bracket with rubber grip.						
	889CC	Mop Hanger Bracket - Constructed of 22 gauge #304 stainless steel.						
	Regular Colors			Special Colors				
	501 - Grey			100 - White 291 - Green 292 - Tan				

Mop Service Basins - Terrazzo

Mop Service Basins
Terrazzo

Product	Model Number	Description	List Price		Approx. Wt. (lbs./kg)	Cubes (Ft. ³)	
			Regular	Special			
	TSB3001	Stockton 32" x 32" (813mm x 813mm) Square mop service basin with continuous stainless steel caps on all curbs. 12" (305mm) deep with 6" (152mm) drop front. Includes integral stainless steel drain assembly and strainer plate.	\$1,197.00	\$1,308.00	415/188	7.1	
	Recommended Upgrades and Parts						
	830AA	Service Faucet - Chrome plated, faucet with vacuum breaker, integral stops, adjustable wall brace, pail hook and 3/4" (19mm) hose thread on spout. 8" (203mm) centerset.	See page 91 for pricing.				
	834AA	Service Faucet Adapter - Set of two (2). Extends hook-up of service faucet from 7-1/2" to 8-1/2" (191mm to 216mm).					
	VPD3	Vandal Proof Drain Assembly - 3" (76mm) One-piece, chrome plated, brass construction. Must be specified when ordering mop basin, not available separately.					
	QDC32	Quick Drain Connector - 3" (76mm) with 2" (51mm) hole.					
	1453BB	Strainer Plate - Flat type constructed of 18 gauge #304 stainless steel.					
	MSG3232	Wall Guard - Two (2) 32" x 12" (813mm x 305mm) stainless steel panels plus corner bracket.					
	MSG32	Wall Guard - One (1) extra 32" x 12" (610mm x 305mm) stainless steel panel.					
	MSGBRKT	Corner Bracket - One (1) extra corner bracket.					
	832AA	Hose/Bracket Combination - 30" (762mm) long, flexible, heavy-duty 5/8" (16mm) cloth reinforced, rubber hose with 3/4" (19mm) chrome coupling and 6" x 3" (152mm x 76mm) stainless steel bracket with rubber grip.					
889CC	Mop Hanger Bracket - Constructed of 22 gauge #304 stainless steel.						
Regular Colors		Special Colors					
501 - Grey		100 - White 291 - Green 292 - Tan					
	TSB3002	Stockton 36" x 36" (914mm x 914mm) Square mop service basin with continuous stainless steel caps on all curbs. 12" (305mm) deep with 6" (152mm) drop front. Includes integral stainless steel drain assembly and strainer plate.	\$1,397.00	\$1,508.00	470/213	9.0	
	Recommended Upgrades and Parts						
	830AA	Service Faucet - Chrome plated, faucet with vacuum breaker, integral stops, adjustable wall brace, pail hook and 3/4" (19mm) hose thread on spout. 8" (203mm) centerset.	See page 91 for pricing.				
	834AA	Service Faucet Adapter - Set of two (2). Extends hook-up of service faucet from 7-1/2" to 8-1/2" (191mm to 216mm).					
	VPD3	Vandal Proof Drain Assembly - 3" (76mm) One-piece, chrome plated, brass construction. Must be specified when ordering mop basin, not available separately.					
	QDC32	Quick Drain Connector - 3" (76mm) with 2" (51mm) hole.					
	1453BB	Strainer Plate - Flat type constructed of 18 gauge #304 stainless steel.					
	MSG3636	Wall Guard - Two (2) 36" x 12" (914mm x 305mm) stainless steel panels plus corner bracket.					
	MSG36	Wall Guard - One (1) extra 36" x 12" (914mm x 305mm) stainless steel panel.					
	MSGBRKT	Corner Bracket - One (1) extra corner bracket.					
	832AA	Hose/Bracket Combination - 30" (762mm) long, flexible, heavy-duty 5/8" (16mm) cloth reinforced, rubber hose with 3/4" (19mm) chrome coupling and 6" x 3" (152mm x 76mm) stainless steel bracket with rubber grip.					
889CC	Mop Hanger Bracket - Constructed of 22 gauge #304 stainless steel.						
Regular Colors		Special Colors					
501 - Grey		100 - White 291 - Green 292 - Tan					



Mop Service Basins - Terrazzo

Product	Model Number	Description	List Price		Approx. Wt. (lbs./kg)	Cubes (Ft. ³)					
			Regular	Special							
	TSB3003	Stockton 36" x 24" (914mm x 610 mm) Rectangular mop service basin with continuous stainless steel caps on all curbs. 12" (305mm) deep with 6" (152mm) drop front. Includes integral stainless steel drain assembly and strainer plate.	\$1,101.00	\$1,212.00	345/156	6.0					
	Recommended Upgrades and Parts										
	830AA	Service Faucet - Chrome plated, faucet with vacuum breaker, integral stops, adjustable wall brace, pail hook and 3/4" (19mm) hose thread on spout. 8" (203mm) centerset.	See page 91 for pricing.								
	834AA	Service Faucet Adapter - Set of two (2). Extends hook-up of service faucet from 7-1/2" to 8-1/2" (191mm to 216mm).									
	1239BB36	Bumper Guard - 36" (914mm) Constructed of aluminum with vinyl insert.									
	VPD3	Vandal Proof Drain Assembly - - 3" (76mm) One-piece, chrome plated, brass construction. Must be specified when ordering mop basin, not available separately.									
	QDC32	Quick Drain Connector - 3" (76mm) with 2" (51mm) hole.									
	1453BB	Strainer Plate - Flat type constructed of 18 gauge #304 stainless steel.									
	MSG3624	Wall Guard - One (1) 36" x 12" (914mm x 305mm) and one (1) 24" x 12" (610mm x 305mm) stainless steel panel plus corner bracket.									
	MSG36	Wall Guard - One (1) extra 36" x 12" (914mm x 305mm) stainless steel panel.									
	MSG24	Wall Guard - - One (1) 24" x 12" (610mm x 305mm) stainless steel panel.									
	MSGBRKT	Corner Bracket - One (1) extra corner bracket.									
	832AA	Hose/Bracket Combination - 30" (762mm) long, flexible, heavy-duty 5/8" (16 mm) cloth reinforced, rubber hose with 3/4" (19mm) chrome coupling and 6" x 3" (152mm x 76mm) stainless steel bracket with rubber grip.									
	889CC	Mop Hanger Bracket - Constructed of 22 gauge #304 stainless steel.									
Regular Colors		Special Colors									
501 - Grey		100 - White 291 - Green 292 - Tan									


Mop Service Basins
Terrazzo

Mop Service Basins - Terrazzo

Mop Service Basins
Terrazzo

Product	Model Number	Description	List Price		Approx. Wt. (lbs./kg)	Cubes (Ft. ³)	
			Regular	Special			
	TSB3010	Stockton 24" x 24" (610mm x 610mm) Square mop service basin. 12" (305mm) deep with 6" (152mm) stainless steel drop front threshold. Includes integral stainless steel drain assembly and strainer plate.	\$ 747.00	\$ 858.00	230/104	4.0	
	Recommended Upgrades and Parts						
	830AA	Service Faucet - Chrome plated, faucet with vacuum breaker, integral stops, adjustable wall brace, pail hook and 3/4" (19 mm) hose thread on spout. 8" (203mm) centerset.	See page 91 for pricing.				
	834AA	Service Faucet Adapter - Set of two (2). Extends hook-up of service faucet from 7-1/2" to 8-1/2" (191mm to 216mm).					
	1239BB24	Bumper Guard - 18" (457mm) Constructed of aluminum with vinyl insert.					
	VPD3	Vandal Proof Drain Assembly - 3" (76mm) One-piece, chrome plated, brass construction. Must be specified when ordering mop basin, not available separately.					
	QDC32	Quick Drain Connector - 3" (76mm) with 2" (51mm) hole.					
	1453BB	Strainer Plate - Flat type constructed of 18 gauge #304 stainless steel.					
	MSG2424	Wall Guard - Two (2) 24" x 12" (914mm x 305mm) stainless steel panels plus corner bracket.					
	MSG24	Wall Guard - One (1) extra 24" x 12" (914mm x 305mm) stainless steel panel.					
	MSGBRKT	Corner Bracket - One (1) extra corner bracket.					
	832AA	Hose/Bracket Combination - 30" (762mm) long, flexible, heavy-duty 5/8" (16mm) cloth reinforced, rubber hose with 3/4" (19mm) chrome coupling and 6" x 3" (152mm x 76mm) stainless steel bracket with rubber grip.					
889CC	Mop Hanger Bracket - Constructed of 22 gauge #304 stainless steel.						
Regular Colors		Special Colors					
501 - Grey		100 - White 291 - Green 292 - Tan					
	TSB3011	Stockton 32" x 32" (813mm x 813mm) Square mop service basin. 12" (305mm) deep with 6" (152mm) stainless steel drop front threshold. Includes integral stainless steel drain assembly and strainer plate.	\$1,019.00	\$1,130.00	415/188	7.1	
	Recommended Upgrades and Parts						
	830AA	Service Faucet - Chrome plated, faucet with vacuum breaker, integral stops, adjustable wall brace, pail hook and 3/4" (19mm) hose thread on spout. 8" (203mm) centerset.	See page 91 for pricing.				
	834AA	Service Faucet Adapter - Set of two (2). Extends hook-up of service faucet from 7-1/2" to 8-1/2" (191mm to 216mm).					
	1239BB32	Bumper Guard - 32" (813mm) Constructed of aluminum with vinyl insert.					
	VPD3	Vandal Proof Drain Assembly - 3" (76mm) One-piece, chrome plated, brass construction. Must be specified when ordering mop basin, not available separately.					
	QDC32	Quick Drain Connector - 3" (76mm) with 2" (51mm) hole.					
	1453BB	Strainer Plate - Flat type constructed of 18 gauge #304 stainless steel.					
	MSG3232	Wall Guard - Two (2) 32" x 12" (813mm x 305mm) stainless steel panels plus corner bracket.					
	MSG32	Wall Guard - One (1) extra 32" x 12" (610mm x 305mm) stainless steel panel.					
	MSGBRKT	Corner Bracket - One (1) extra corner bracket.					
	832AA	Hose/Bracket Combination - 30" (762mm) long, flexible, heavy-duty 5/8" (16mm) cloth reinforced, rubber hose with 3/4" (19mm) chrome coupling and 6" x 3" (152mm x 76mm) stainless steel bracket with rubber grip.					
889CC	Mop Hanger Bracket - Constructed of 22 gauge #304 stainless steel.						
Regular Colors		Special Colors					
501 - Grey		100 - White 291 - Green 292 - Tan					


Mop Service Basins - Terrazzo

Product	Model Number	Description	List Price		Approx. Wt. (lbs./kg)	Cubes (Ft. ³)	
			Regular	Special			
	TSB3012	Stockton 36" x 36" (914mm x 914mm) Square mop service basin. 12" (305mm) deep with 6" (152mm) stainless steel drop front threshold. Includes integral stainless steel drain assembly and strainer plate.	\$1,197.00	\$1,308.00	470/213	9.0	
	Recommended Upgrades and Parts						
	830AA	Service Faucet - Chrome plated, faucet with vacuum breaker, integral stops, adjustable wall brace, pail hook and 3/4" (19mm) hose thread on spout. 8" (203mm) centerset.	See page 91 for pricing.				
	834AA	Service Faucet Adapter - Set of two (2). Extends hook-up of service faucet from 7-1/2" to 8-1/2" (191mm to 216mm).					
	1239BB36	Bumper Guard - 36" (914mm) Constructed of aluminum with vinyl insert.					
	VPD3	Vandal Proof Drain Assembly - 3" (76mm) One-piece, chrome plated, brass construction. Must be specified when ordering mop basin, not available separately.					
	QDC32	Quick Drain Connector - 3" (76mm) with 2" (51mm) hole.					
	1453BB	Strainer Plate - Flat type constructed of 18 gauge #304 stainless steel.					
	MSG3636	Wall Guard - Two (2) 36" x 12" (914mm x 305mm) stainless steel panels plus corner bracket.					
	MSG36	Wall Guard - One (1) extra 36" x 12" (914mm x 305mm) stainless steel panel.					
	MSGBRKT	Corner Bracket - One (1) extra corner bracket.					
	832AA	Hose/Bracket Combination - 30" (762mm) long, flexible, heavy-duty 5/8" (16mm) cloth reinforced, rubber hose with 3/4" (19 mm) chrome coupling and 6" x 3" (152mm x 76mm) stainless steel bracket with rubber grip.					
889CC	Mop Hanger Bracket - Constructed of 22 gauge #304 stainless steel.						
Regular Colors		Special Colors					
501 - Grey		100 - White 291 - Green 292 - Tan					



Mop Service Basins
Terrazzo

Mop Service Basins - Terrazzo

Mop Service Basins
Terrazzo

Product	Model Number	Description	List Price		Approx. Wt. (lbs./kg)	Cubes (Ft. ³)	
			Regular	Special			
	TSB3013	Stockton 36" x 24" (914mm x 610mm) Rectangular mop service basin. 12" (305mm) deep with 6" (152mm) stainless steel drop front threshold. Includes integral stainless steel drain assembly and strainer plate.	\$ 944.00	\$1,056.00	345/156	6.0	
	Recommended Upgrades and Parts						
	830AA	Service Faucet - Chrome plated, faucet with vacuum breaker, integral stops, adjustable wall brace, pail hook and 3/4" (19mm) hose thread on spout. 8" (203mm) centerset.	See page 91 for pricing.				
	834AA	Service Faucet Adapter - Set of two (2). Extends hook-up of service faucet from 7-1/2" to 8-1/2" (191mm to 216mm).					
	1239BB36	Bumper Guard - 36" (914mm) Constructed of aluminum with vinyl insert.					
	VPD3	Vandal Proof Drain Assembly - 3" (76mm) One-piece, chrome plated, brass construction. Must be specified when ordering mop basin, not available separately.					
	QDC32	Quick Drain Connector - 3" (76mm) with 2" (51mm) hole.					
	1453BB	Strainer Plate - Flat type constructed of 18 gauge #304 stainless steel.					
	MSG3624	Wall Guard - One (1) 36" x 12" (914mm x 305mm) and one (1) 24" x 12" (610mm x 305mm) stainless steel panel plus corner bracket.					
	MSG36	Wall Guard - One (1) extra 36" x 12" (914mm x 305mm) stainless steel panel.					
	MSG24	Wall Guard - One (1) extra 24" x 12" (610mm x 305mm) stainless steel panel.					
	MSGBRKT	Corner Bracket - One (1) extra corner bracket.					
832AA	Hose/Bracket Combination - 30" (762mm) long, flexible, heavy-duty 5/8" (16mm) cloth reinforced, rubber hose with 3/4" (19mm) chrome coupling and 6" x 3" (152mm x 76mm) stainless steel bracket with rubber grip.						
889CC	Mop Hanger Bracket - Constructed of 22 gauge #304 stainless steel.						
Regular Colors		Special Colors					
501 - Grey		100 - White 291 - Green 292 - Tan					



Mop Service Basins - Terrazzo

Product	Model Number	Description	List Price		Approx. Wt. (lbs./kg)	Cubes (Ft. ³)	
			Regular	Special			
	TSBC6000	Stockton 24" x 24" (610mm x 610mm) Neo-corner mop service basin with plain curbs. 12" (305mm) deep. Includes integral stainless steel drain assembly and strainer plate.	\$ 747.00	\$ 858.00	255/116	4.0	
	Recommended Upgrades and Parts						
	830AA	Service Faucet - Chrome plated, faucet with vacuum breaker, integral stops, adjustable wall brace, pail hook and 3/4" (19mm) hose thread on spout. 8" (203mm) centerset.	See page 91 for pricing.				
	834AA	Service Faucet Adapter - Set of two (2). Extends hook-up of service faucet from 7-1/2" to 8-1/2" (191mm to 216mm).					
	1239BB24	Bumper Guard -18" (457mm) Constructed of aluminum with vinyl insert.					
	VPD3	Vandal Proof Drain Assembly - 3" (76mm) One-piece, chrome plated, brass construction. Must be specified when ordering mop basin, not available separately.					
	QDC32	Quick Drain Connector - 3" (76mm) with 2" (5mm) hole.					
	1453BB	Strainer Plate - Flat type constructed of 18 gauge #304 stainless steel.					
	MSG2424	Wall Guard - Two (2) 24" x 12" (610mm x 305mm) stainless steel panels plus corner bracket.					
	MSG24	Wall Guard - One (1) extra 24" x 12" (610mm x 305mm) stainless steel panel.					
	MSGBRKT	Corner Bracket - One (1) extra corner bracket.					
	832AA	Hose/Bracket Combination - 30" (762mm) long, flexible, heavy-duty 5/8" (16mm) cloth reinforced, rubber hose with 3/4" (19mm) chrome coupling and 6" x 3" (152mm x 76mm) stainless steel bracket with rubber grip.					
	889CC	Mop Hanger Bracket - Constructed of 22 gauge #304 stainless steel.					
Regular Colors		Special Colors					
501 - Grey		100 - White 291 - Green 292 - Tan					
	TSBC6001	Stockton 32" x 32" (813mm x 813mm) Neo-corner mop service basin with plain curbs. 12" (305mm) deep. Includes integral stainless steel drain assembly and strainer plate.	\$ 944.00	\$1,056.00	420/190	7.1	
	Recommended Upgrades and Parts						
	830AA	Service Faucet - Chrome plated, faucet with vacuum breaker, integral stops, adjustable wall brace, pail hook and 3/4" (19mm) hose thread on spout. 8" (203mm) centerset.	See page 91 for pricing.				
	834AA	Service Faucet Adapter - Set of two (2). Extends hook-up of service faucet from 7-1/2" to 8-1/2" (191mm to 216mm).					
	1239BB32	Bumper Guard - 32" (813mm) Constructed of aluminum with vinyl insert.					
	VPD3	Vandal Proof Drain Assembly - 3" (76mm) One-piece, chrome plated, brass construction. Must be specified when ordering mop basin, not available separately.					
	QDC32	Quick Drain Connector - 3" (76mm) with 2" (51mm) hole.					
	1453BB	Strainer Plate - Flat type constructed of 18 gauge #304 stainless steel.					
	MSG3232	Wall Guard - Two (2) 32" x 12" (813mm x 305mm) stainless steel panels plus corner bracket.					
	MSG32	Wall Guard - One (1) extra 32" x 12" (813mm x 30 mm) stainless steel panel.					
	MSGBRKT	Corner Bracket - One (1) extra corner bracket.					
	832AA	Hose/Bracket Combination - 30" (762mm) long, flexible, heavy-duty 5/8" (16mm) cloth reinforced, rubber hose with 3/4" (19mm) chrome coupling and 6" x 3" (152mm x 76mm) stainless steel bracket with rubber grip.					
	889CC	Mop Hanger Bracket - Constructed of 22 gauge #304 stainless steel.					
Regular Colors		Special Colors					
501 - Grey		100 - White 291 - Green 292 - Tan					



**Mop Service Basins
Terrazzo**

Mop Service Basins - Terrazzo

Mop Service Basins
Terrazzo

Product	Model Number	Description	List Price		Approx. Wt. (lbs./kg)	Cubes (Ft. ³)	
			Regular	Special			
	TSBC6002	Stockton 36" x 36" (914mm x 91 mm) Neo-corner mop service basin with plain curbs. 12" (305mm) deep. Includes integral stainless steel drain assembly and strainer plate.	\$1,145.00	\$1,256.00	485/220	9.0	
	Recommended Upgrades and Parts						
	830AA	Service Faucet - Chrome plated, faucet with vacuum breaker, integral stops, adjustable wall brace, pail hook and 3/4" (19mm) hose thread on spout. 8" (203mm) centerset.	See page 91 for pricing.				
	834AA	Service Faucet Adapter - Set of two (2). Extends hook-up of service faucet from 7-1/2" to 8-1/2" (191mm to 216mm).					
	1239BB36	Bumper Guard - 36" (914mm) Constructed of aluminum with vinyl insert.					
	VPD3	Vandal Proof Drain Assembly - 3" (76mm) One-piece, chrome plated, brass construction. Must be specified when ordering mop basin, not available separately.					
	QDC32	Quick Drain Connector - 3" (76mm) with 2" (51mm) hole.					
	1453BB	Strainer Plate - Flat type constructed of 18 gauge #304 stainless steel.					
	MSG3636	Wall Guard - Two (2) 36" x 12" (914mm x 305mm) stainless steel panels plus corner bracket.					
	MSG36	Wall Guard - One (1) extra 36" x 12" (914mm x 305mm) stainless steel panel.					
	MSGBRKT	Corner Bracket - One (1) extra corner bracket.					
	832AA	Hose/Bracket Combination - 30" (762mm) long, flexible, heavy-duty 5/8" (16mm) cloth reinforced, rubber hose with 3/4" (19mm) chrome coupling and 6" x 3" (152mm x 76mm) stainless steel bracket with rubber grip.					
	889CC	Mop Hanger Bracket - Constructed of 22 gauge #304 stainless steel.					
Regular Colors		Special Colors					
501 - Grey		100 - White 291 - Green 292 - Tan					
	TSBC6010	24" x 24" (610mm x 610mm) Neo-corner mop service basin with continuous stainless steel caps on all curbs. 12" (305mm) deep. Includes two (2) galvanized steel tiling flanges, integral stainless steel drain assembly and strainer plate.	\$ 975.00	\$1,086.00	255/116	4.0	
	Recommended Upgrades and Parts						
	830AA	Service Faucet - Chrome plated, faucet with vacuum breaker, integral stops, adjustable wall brace, pail hook and 3/4" (19mm) hose thread on spout. 8" (203mm) centerset.	See page 91 for pricing.				
	834AA	Service Faucet Adapter - Set of two (2). Extends hook-up of service faucet from 7-1/2" to 8-1/2" (191mm to 216mm).					
	TF	Tiling Flange - One (1) stainless steel tiling flange. One (1) or two (2) required.					
	VPD3	Vandal Proof Drain Assembly - 3" (76mm) One-piece, chrome plated, brass construction. Must be specified when ordering mop basin, not available separately.					
	QDC32	Quick Drain Connector - 3" (76mm) with 2" (51mm) hole.					
	1453BB	Strainer Plate - Flat type constructed of 18 gauge #304 stainless steel.					
	MSG2424	Wall Guard - Two (2) 24" x 12" (610mm x 305mm) stainless steel panels plus corner bracket.					
	MSG24	Wall Guard - One (1) extra 24" x 12" (610mm x 305mm) stainless steel panel.					
	MSGBRKT	Corner Bracket - One (1) extra corner bracket.					
	832AA	Hose/Bracket Combination - 30" (762 mm) long, flexible, heavy-duty 5/8" (16mm) cloth reinforced, rubber hose with 3/4" (19mm) chrome coupling and 6" x 3" (152mm x 76mm) stainless steel bracket with rubber grip.					
	889CC	Mop Hanger Bracket - Constructed of 22 gauge #304 stainless steel.					
Regular Colors		Special Colors					
501 - Grey		100 - White 291 - Green 292 - Tan					



Mop Service Basins - Terrazzo

Product	Model Number	Description	List Price		Approx. Wt. (lbs./kg)	Cubes (Ft. ³)	
			Regular	Special			
	TSBC6011	Stockton 32" x 32" (813mm x 813mm) Neo-corner mop service basin with continuous stainless steel caps on all curbs. 12" (305mm) deep. Includes two (2) galvanized steel tiling flanges, integral stainless steel drain assembly and strainer plate.	\$1,172.00	\$1,283.00	420/190	7.1	
	Recommended Upgrades and Parts						
	830AA	Service Faucet - Chrome plated, faucet with vacuum breaker, integral stops, adjustable wall brace, pail hook and 3/4" (19mm) hose thread on spout. 8" (203mm) centerset.	See page 91 for pricing.				
	834AA	Service Faucet Adapter - Set of two (2). Extends hook-up of service faucet from 7-1/2" to 8-1/2" (191mm to 216mm).					
	VPD3	Vandal Proof Drain Assembly - 3" (76mm) One-piece, chrome plated, brass construction. Must be specified when ordering mop basin, not available separately.					
	QDC32	Quick Drain Connector - 3" (76mm) with 2" (51mm) hole to.					
	1453BB	Strainer Plate - Flat type constructed of 18 gauge #304 stainless steel.					
	MSG3232	Wall Guard - Two (2) 32" x 12" (813mm x 305mm) stainless steel panels plus corner bracket.					
	MSG32	Wall Guard - One (1) extra 32" x 12" (813mm x 305mm) stainless steel panel.					
	MSGBRKT	Corner Bracket - One (1) extra corner bracket.					
	832AA	Hose/Bracket Combination - 30" (762mm) long, flexible, heavy-duty 5/8" (16mm) cloth reinforced, rubber hose with 3/4" (19mm) chrome coupling and 6" x 3" (152mm x 76mm) stainless steel bracket with rubber grip.					
889CC	Mop Hanger Bracket - Constructed of 22 gauge #304 stainless steel.						
Regular Colors		Special Colors					
501 - Grey		100 - White 291 - Green 292 - Tan					
	TSBC6012	Stockton 36" x 36" (914mm x 914mm) Neo-corner mop service basin with continuous stainless steel caps on all curbs. 12" (305mm) deep. Includes two (2) galvanized steel tiling flanges, integral stainless steel drain assembly and strainer plate.	\$1,364.00	\$1,475.00	485/220	9.0	
	Recommended Upgrades and Parts						
	830AA	Service Faucet - Chrome plated, faucet with vacuum breaker, integral stops, adjustable wall brace, pail hook and 3/4" (19mm) hose thread on spout. 8" (203mm) centerset.	See page 91 for pricing.				
	834AA	Service Faucet Adapter - Set of two (2). Extends hook-up of service faucet from 7-1/2" to 8-1/2" (191mm to 216mm).					
	VPD3	Vandal Proof Drain Assembly - 3" (76mm) One-piece, chrome plated, brass construction. Must be specified when ordering mop basin, not available separately.					
	QDC32	Quick Drain Connector - 3" (76mm) with 2" (51mm) hole.					
	1453BB	Strainer Plate - Flat type constructed of 18 gauge #304 stainless steel.					
	MSG3636	Wall Guard - Two (2) 36" x 12" (914mm x 305mm) stainless steel panels plus corner bracket.					
	MSG36	Wall Guard - One (1) extra 36" x 12" (914mm x 305mm) stainless steel panel.					
	MSGBRKT	Corner Bracket - One (1) extra corner bracket.					
	832AA	Hose/Bracket Combination - 30" (762mm) long, flexible, heavy-duty 5/8" (16mm) cloth reinforced, rubber hose with 3/4" (19mm) chrome coupling and 6" x 3" (152mm x 76mm) stainless steel bracket with rubber grip.					
889CC	Mop Hanger Bracket - Constructed of 22 gauge #304 stainless steel.						
Regular Colors		Special Colors					
501 - Grey		100 - White 291 - Green 292 - Tan					



**Mop Service Basins
Terrazzo**

Mop Service Basins - Terrazzo

Mop Service Basins
Terrazzo

Product	Model Number	Description	List Price		Approx. Wt. (lbs./kg)	Cubes (Ft. ³)	
			Regular	Special			
	TSBCR1000	Stockton 28" x 28" (711mm x 711mm) Neo-corner mop service basin with plain curbs. 12" (305mm) deep with 6" (152mm) drop front threshold. Includes integral stainless steel drain assembly and strainer plate.	\$ 758.00	\$ 869.00	290/132	5.4	
	Recommended Upgrades and Parts						
	830AA	Service Faucet - Chrome plated, faucet with vacuum breaker, integral stops, adjustable wall brace, pail hook and 3/4" (19mm) hose thread on spout. 8" (203mm) centerset.	See page 91 for pricing.				
	834AA	Service Faucet Adapter - Set of two (2). Extends hook-up of service faucet from 7-1/2" to 8-1/2" (191mm to 216mm).					
	VPD3	Vandal Proof Drain Assembly - 3" (76mm) One-piece, chrome plated, brass construction. Must be specified when ordering mop basin, not available separately.					
	QDC32	Quick Drain Connector - 3" (76mm) with 2" (51mm) hole.					
	1453BB	Strainer Plate - Flat type constructed of 18 gauge #304 stainless steel.					
	MSG2828	Wall Guard - Two (2) 28" x 12" (711mm x 305mm) stainless steel panels plus corner bracket.					
	MSG28	Wall Guard - One (1) extra 28" x 12" (711mm x 305mm) stainless steel panel.					
	MSGBRKT	Corner Bracket - One (1) extra corner bracket.					
	832AA	Hose/Bracket Combination - 30" (762mm) long, flexible, heavy-duty 5/8" (16mm) cloth reinforced, rubber hose with 3/4" (19mm) chrome coupling and 6" x 3" (152mm x 76mm) stainless steel bracket with rubber grip.					
889CC	Mop Hanger Bracket - Constructed of 22 gauge #304 stainless steel.						
Regular Colors		Special Colors					
501 - Grey		100 - White 291 - Green 292 - Tan					
	TSBCR1100	Stockton 28" x 28" (711mm x 711mm) Neo-corner mop service basin with stainless steel cap on the threshold. 12" (305mm) deep with 6" (152mm) drop front threshold. Includes integral stainless steel drain assembly and strainer plate.	\$ 876.00	\$ 987.00	165/75	5.4	
	Recommended Upgrades and Parts						
	830AA	Service Faucet - Chrome plated, faucet with vacuum breaker, integral stops, adjustable wall brace, pail hook and 3/4" (19mm) hose thread on spout. 8" (203mm) centerset.	See page 91 for pricing.				
	834AA	Service Faucet Adapter - Set of two (2). Extends hook-up of service faucet from 7-1/2" to 8-1/2" (191mm to 216mm).					
	VPD3	Vandal Proof Drain Assembly - 3" (76mm) One-piece, chrome plated, brass construction. Must be specified when ordering mop basin, not available separately.					
	QDC32	Quick Drain Connector - 3" (76mm) with 2" (51mm) hole.					
	1453BB	Strainer Plate - Flat type constructed of 18 gauge #304 stainless steel.					
	MSG2828	Wall Guard - Two (2) 28" x 12" (711mm x 305mm) stainless steel panels plus corner bracket.					
	MSG28	Wall Guard - One (1) extra 28" x 12" (711mm x 305mm) stainless steel panel.					
	MSGBRKT	Corner Bracket - One (1) extra corner bracket.					
	832AA	Hose/Bracket Combination - 30" (762mm) long, flexible, heavy-duty 5/8" (16mm) cloth reinforced, rubber hose with 3/4" (19 mm) chrome coupling and 6" x 3" (152mm x 76mm) stainless steel bracket with rubber grip.					
889CC	Mop Hanger Bracket - Constructed of 22 gauge #304 stainless steel.						
Regular Colors		Special Colors					
501 - Grey		100 - White 291 - Green 292 - Tan					


Mop Service Basins - Terrazzo

Product	Model Number	Description	List Price		Approx. Wt. (lbs./kg)	Cubes (Ft. ³)		
			Regular	Special				
	SB2424	Berkeley 24" x 24" (610mm x 610mm) Square mop service basin with 6" (152mm) deep, plain curbs. Includes integral stainless steel drain assembly and strainer plate.	\$ 523.00	\$ 634.00	158/72	3.0		
	Recommended Upgrades and Parts							
	830AA	Service Faucet - Chrome plated, faucet with vacuum breaker, integral stops, adjustable wall brace, pail hook and 3/4" (19 mm) hose thread on spout. 8" (203mm) centerset.	See page 91 for pricing.					
	834AA	Service Faucet Adapter - Set of two (2). Extends hook-up of service faucet from 7-1/2" to 8-1/2" (191mm to 216mm).						
	1239BB24	Bumper Guard - 18" (457mm) Constructed of aluminum with vinyl insert.						
	VPD3	Vandal Proof Drain Assembly - 3" (76mm) One-piece, chrome plated, brass construction. Must be specified when ordering mop basin, not available separately.						
	QDC32	Quick Drain Connector - 3" (76mm) with 2" (51mm) hole.						
	1453BB	Strainer Plate - Flat type constructed of 18 gauge #304 stainless steel.						
	MSG2424	Wall Guard - Two (2) 24" x 12" (610mm x 305mm) stainless steel panels plus corner bracket.						
	MSG24	Wall Guard - One (1) extra 24" x 12" (610mm x 305mm) stainless steel panel.						
	MSGBRKT	Corner Bracket - One (1) extra corner bracket.						
	832AA	Hose/Bracket Combination - 30" (762mm) long, flexible, heavy-duty 5/8" (16mm) cloth reinforced, rubber hose with 3/4" (19mm) chrome coupling and 6" x 3" (152mm x 76mm) stainless steel bracket with rubber grip.						
	889CC	Mop Hanger Bracket - Constructed of 22 gauge #304 stainless steel.						
Regular Colors		Special Colors						
501 - Grey		100 - White 291 - Green 292 - Tan						
	SB3030	Berkeley 30" x 30" (762mm x 762mm) Square mop service basin with 6" (152mm) deep, plain curbs. Includes integral stainless steel drain assembly and strainer plate.	\$ 540.00	\$ 651.00	280/127	3.2		
	Recommended Upgrades and Parts							
	830AA	Service Faucet - Chrome plated, faucet with vacuum breaker, integral stops, adjustable wall brace, pail hook and 3/4" (19mm) hose thread on spout. 8" (203 mm) centerset.	See page 91 for pricing.					
	834AA	Service Faucet Adapter - Set of two (2). Extends hook-up of service faucet from 7-1/2" to 8-1/2" (191mm to 216mm).						
	VPD3	Vandal Proof Drain Assembly - 3" (76mm) One-piece, chrome plated, brass construction. Must be specified when ordering mop basin, not available separately.						
	QDC32	Quick Drain Connector - 3" (76mm) with 2" (51mm) hole.						
	1453BB	Strainer Plate - Flat type constructed of 18 gauge #304 stainless steel.						
	MSG3030	Wall Guard - Two (2) 30" x 12" (762mm x 305mm) stainless steel panels plus corner bracket.						
	MSG30	Wall Guard - One (1) extra 30" x 12" (762mm x 305mm) stainless steel panel.						
	832AA	Hose/Bracket Combination - 30" (762mm) long, flexible, heavy-duty 5/8" (16mm) cloth reinforced, rubber hose with 3/4" (19mm) chrome coupling and 6" x 3" (152mm x 76mm) stainless steel bracket with rubber grip.						
	889CC	Mop Hanger Bracket - Constructed of 22 gauge #304 stainless steel.						
	Regular Colors			Special Colors				
	501 - Grey			100 - White 291 - Green 292 - Tan				


**Mop Service Basins
Terrazzo**

Mop Service Basins - Terrazzo

Mop Service Basins
Terrazzo

Product	Model Number	Description	List Price		Approx. Wt. (lbs./kg)	Cubes (Ft. ³)	
			Regular	Special			
	SB3232	Berkeley 32" x 32" (813mm x 813mm) Square, mop service basin with 6" (152mm) deep, plain curbs. Includes integral stainless steel drain assembly and strainer plate.	\$ 547.00	\$ 658.00	260/118	3.5	
	Recommended Upgrades and Parts						
	830AA	Service Faucet - Chrome plated, faucet with vacuum breaker, integral stops, adjustable wall brace, pail hook and 3/4" (19mm) hose thread on spout. 8" (203mm) centerset.	See page 91 for pricing.				
	834AA	Service Faucet Adapter - Set of two (2). Extends hook-up of service faucet from 7-1/2" to 8-1/2" (191mm to 216mm).					
	1239BB32	Bumper Guard - 32" (813mm) Constructed of aluminum with vinyl insert.					
	VPD3	Vandal Proof Drain Assembly - 3" (76mm) One-piece, chrome plated, brass construction. Must be specified when ordering mop basin, not available separately.					
	QDC32	Quick Drain Connector - 3" (76mm) with 2" (51mm) hole.					
	1453BB	Strainer Plate - Flat type constructed of 18 gauge #304 stainless steel.					
	MSG3232	Wall Guard - Two (2) 32" x 12" (813mm x 305mm) stainless steel panels plus corner bracket.					
	MSG32	Wall Guard - One (1) extra 32" x 12" (813mm x 305mm) stainless steel panel.					
	MSGBRKT	Corner Bracket - One (1) extra corner bracket.					
	832AA	Hose/Bracket Combination - 30" (762mm) long, flexible, heavy-duty 5/8" (16mm) cloth reinforced, rubber hose with 3/4" (19mm) chrome coupling and 6" x 3" (152mm x 76mm) stainless steel bracket with rubber grip.					
889CC	Mop Hanger Bracket - Constructed of 22 gauge #304 stainless steel.						
Regular Colors		Special Colors					
501 - Grey		100 - White 291 - Green 292 - Tan					



Mop Service Basins - Terrazzo

Product	Model Number	Description	List Price		Approx. Wt. (lbs./kg)	Cubes (Ft. ³)	
			Regular	Special			
	SB3624	Berkeley 36" x 24" (914mm x 610mm) Rectangular, mop service basin with 6" (152mm) deep, plain curbs. Includes integral stainless steel drain assembly and strainer plate.	\$ 585.00	\$ 695.00	220/100	3	
	Recommended Upgrades and Parts						
	830AA	Service Faucet - Chrome plated, faucet with vacuum breaker, integral stops, adjustable wall brace, pail hook and 3/4" (19mm) hose thread on spout. 8" (203mm) centerset.	See page 91 for pricing.				
	834AA	Service Faucet Adapter - Set of two (2). Extends hook-up of service faucet from 7-1/2" to 8-1/2" (191mm to 216mm).					
	1239BB36	Bumper Guard - 36" (914mm) Constructed of aluminum with vinyl insert.					
	1239BB24	Bumper Guard - 18" (457mm) Constructed of aluminum with vinyl insert.					
	VPD3	Vandal Proof Drain Assembly - 3" (76mm) One-piece, chrome plated, brass construction. Must be specified when ordering mop basin, not available separately.					
	QDC32	Quick Drain Connector - 3" (76mm) with 2" (51mm) hole.					
	1453BB	Strainer Plate - Flat type constructed of 18 gauge #304 stainless steel.					
	MSG3624	Wall Guard - One (1) 36" x 12" (914mm x 305mm) and one (1) 24" x 12" (610mm x 305mm) stainless steel panel plus corner bracket.					
	MSG36	Wall Guard - One (1) extra 36" x 12" (914mm x 305mm) stainless steel panel.					
	MSG24	Wall Guard - One (1) extra 24" x 12" (610mm x 305mm) stainless steel panel.					
	MSBRKT	Corner Bracket - One (1) extra corner bracket.					
	832AA	Hose/Bracket Combination - 30" (762mm) long, flexible, heavy-duty 5/8" (16mm) cloth reinforced, rubber hose with 3/4" (19mm) chrome coupling and 6" x 3" (152mm x 76mm) stainless steel bracket with rubber grip.					
889CC	Mop Hanger Bracket - Constructed of 22 gauge #304 stainless steel.						
Regular Colors	Special Colors						
501 - Grey	100 - White 291 - Green 292 - Tan						


**Mop Service Basins
Terrazzo**

Mop Service Basins - Terrazzo

Mop Service Basins
Terrazzo

Product	Model Number	Description	List Price		Approx. Wt. (lbs./kg)	Cubes (Ft. ³)					
			Regular	Special							
	SB3636	Berkeley 36" x 36" (914mm x 914mm) Square, mop service basin with 6" (152mm) deep, plain curbs. Includes integral stainless steel drain assembly and strainer plate.	\$ 619.00	\$ 730.00	325/147	4.5					
	Recommended Upgrades and Parts										
	830AA	Service Faucet - Chrome plated, faucet with vacuum breaker, integral stops, adjustable wall brace, pail hook and 3/4" (19mm) hose thread on spout. 8" (203mm) centerset.	See page 91 for pricing.								
	834AA	Service Faucet Adapter - Set of two (2). Extends hook-up of service faucet from 7-1/2" to 8-1/2" (191mm to 216mm).									
	1239BB36	Bumper Guard - 36" (914mm) Constructed of aluminum with vinyl insert.									
	VPD3	Vandal Proof Drain Assembly - 3" (76 mm) One-piece, chrome plated, brass construction. Must be specified when ordering mop basin, not available separately.									
	QDC32	Quick Drain Connector - 3" (76mm) with 2" (51mm) hole.									
	1453BB	Strainer Plate - Flat type constructed of 18 gauge #304 stainless steel.									
	MSG3636	Wall Guard - Two (2) 36" x 12" (914mm x 305mm) stainless steel panels plus corner bracket.									
	MSG36	Wall Guard - One (1) extra 36" x 12" (914mm x 305mm) stainless steel panel.									
	MSGBRKT	Corner Bracket - One (1) extra corner bracket.									
	832AA	Hose/Bracket Combination - 30" (762mm) long, flexible, heavy-duty 5/8" (16mm) cloth reinforced, rubber hose with 3/4" (19mm) chrome coupling and 6" x 3" (152mm x 76mm) stainless steel bracket with rubber grip.									
	889CC	Mop Hanger Bracket - Constructed of 22 gauge #304 stainless steel.									
Regular Colors		Special Colors									
501 - Grey		100 - White 291 - Green 292 - Tan									
	SBC3636	Berkeley 36" x 36" (914mm x 914mm) Neo-corner, mop service basin with 6" (152mm) deep, plain curbs. Includes integral stainless steel drain assembly and strainer plate.	\$ 602.00	\$ 713.00	228/103	4.5					
	Recommended Upgrades and Parts										
	830AA	Service Faucet - Chrome plated, faucet with vacuum breaker, integral stops, adjustable wall brace, pail hook and 3/4" (19mm) hose thread on spout. 8" (203mm) centerset.	See page 91 for pricing.								
	834AA	Service Faucet Adapter - Set of two (2). Extends hook-up of service faucet from 7-1/2" to 8-1/2" (191mm to 216mm).									
	1239BB36	Bumper Guard - 36" (914 mm) Constructed of aluminum with vinyl insert.									
	VPD3	Vandal Proof Drain Assembly - 3" (76mm) One-piece, chrome plated, brass construction. Must be specified when ordering mop basin, not available separately.									
	QDC32	Quick Drain Connector - 3" (76mm) with 2" (51mm) hole.									
	1453BB	Strainer Plate - Flat type constructed of 18 gauge #304 stainless steel.									
	MSG3636	Wall Guard - Two (2) 36" x 12" (914mm x 305mm) stainless steel panels plus corner bracket.									
	MSG36	Wall Guard - One (1) extra 36" x 12" (914mm x 305mm) stainless steel panel.									
	MSGBRKT	Corner Bracket - One (1) extra corner bracket.									
	832AA	Hose/Bracket Combination - 30" (762mm) long, flexible, heavy-duty 5/8" (16mm) cloth reinforced, rubber hose with 3/4" (19 mm) chrome coupling and 6" x 3" (152mm x 76mm) stainless steel bracket with rubber grip.									
	889CC	Mop Hanger Bracket - Constructed of 22 gauge #304 stainless steel.									
Regular Colors		Special Colors									
501 - Grey		100 - White 291 - Green 292 - Tan									

Mop Service Basins - Terrazzo


Product	Model Number	Description	List Price		Approx. Wt. (lbs./kg)	Cubes (Ft. ³)	
			Regular	Special			
	TSB100	Stockton 24" x 24" (610mm x 610mm) Square, mop service basin with 12" (152mm) deep, continuous stainless steel caps on all curbs. Includes integral stainless steel drain assembly and strainer plate. Specify one (1), two (2), three (3) and four (4) tiling flanges.	\$ 958.00	\$1,069.00	287/130	4	
	Recommended Upgrades and Parts						
	830AA	Service Faucet - Chrome plated, faucet with vacuum breaker, integral stops, adjustable wall brace, pail hook and 3/4" (19mm) hose thread on spout. 8" (203mm) centerset.					
	834AA	Service Faucet Adapter - Set of two (2). Extends hook-up of service faucet from 7-1/2" to 8-1/2" (191mm to 216mm).					
	TF	Tiling Flange - One (1) stainless steel tiling flange. One (1) to four (4) required.					
	1239BB24	Bumper Guard - 18" (457mm) Constructed of aluminum with vinyl insert.					
	VPD3	Vandal Proof Drain Assembly - 3" (76mm) One-piece, chrome plated, brass construction. Must be specified when ordering mop basin, not available separately.					
	QDC32	Quick Drain Connector - 3" (76mm) with 2" (51mm) hole.					
	1453BB	Strainer Plate - Flat type constructed of 18 gauge #304 stainless steel.					
	MSG2424	Wall Guard - Two (2) 24" x 12" (610mm x 305mm) stainless steel panels plus corner bracket.					
	MSG24	Wall Guard - One (1) extra 24" x 12" (610mm x 305mm) stainless steel panel.					
	MSGBRKT	Corner Bracket - One (1) extra corner bracket.					
	832AA	Hose/Bracket Combination - 30" (762mm) long, flexible, heavy-duty 5/8" (16mm) cloth reinforced, rubber hose with 3/4" (19mm) chrome coupling and 6" x 3" (152mm x 76mm) stainless steel bracket with rubber grip.					
889CC	Mop Hanger Bracket - Constructed of 22 gauge #304 stainless steel.						
Regular Colors		Special Colors					
501 - Grey		100 - White 291 - Green 292 - Tan					

See page 91 for pricing.


**Mop Service Basins
Terrazzo**

Mop Service Basins - Terrazzo

Mop Service Basins
Terrazzo

Product	Model Number	Description	List Price		Approx. Wt. (lbs./kg)	Cubes (Ft. ³)	
			Regular	Special			
	TSB300	Stockton 32" x 32" (813mm x 813mm) Square, mop service basin with 12" (152mm) deep, continuous stainless steel caps on all curbs. Includes integral stainless steel drain assembly and strainer plate. Specify one (1), two (2), three (3) and four (4) tiling flanges.	\$1,375.00	\$1,486.00	435/197	7.1	
	Recommended Upgrades and Parts						
	830AA	Service Faucet - Chrome plated, faucet with vacuum breaker, integral stops, adjustable wall brace, pail hook and 3/4" (19mm) hose thread on spout. 8" (203mm) centerset.	See page 91 for pricing.				
	834AA	Service Faucet Adapter - Set of two (2). Extends hook-up of service faucet from 7-1/2" to 8-1/2" (191mm to 216mm).					
	TF	Tiling Flange - One (1) stainless steel tiling flange. One (1) to four (4) required.					
	VPD3	Vandal Proof Drain Assembly - 3" (76mm) One-piece, chrome plated, brass construction. Must be specified when ordering mop basin, not available separately.					
	QDC32	Quick Drain Connector - 3" (7mm) with 2" (51mm) hole.					
	1453BB	Strainer Plate - Flat type constructed of 18 gauge #304 stainless steel.					
	MSG3624	Wall Guard - One (1) 36" x 12" (914mm x 305mm) and one (1) 24" x 12" (610mm x 305mm) stainless steel panel plus corner bracket.					
	MSG36	Wall Guard - One (1) 36" x 12" (91 mm x 305mm) stainless steel panel.					
	MSG24	Wall Guard - One (1) 24" x 12" (610mm x 305mm) stainless steel panel.					
	MSGBRKT	Corner Bracket - One (1) extra corner bracket.					
	832AA	Hose/Bracket Combination - 30" (762mm) long, flexible, heavy-duty 5/8" (16mm) cloth reinforced, rubber hose with 3/4" (19mm) chrome coupling and 6" x 3" (152mm x 76mm) stainless steel bracket with rubber grip.					
889CC	Mop Hanger Bracket - Constructed of 22 gauge #304 stainless steel.						
Regular Colors		Special Colors					
501 - Grey		100 - White 291 - Green 292 - Tan					


Mop Service Basins - Terrazzo

Product	Model Number	Description	List Price		Approx. Wt. (lbs./kg)	Cubes (Ft. ³)				
			Regular	Special						
	TSB500	Stockton 36" x 36" (914mm x 914mm) Square, mop service basin with 12" (152mm) deep, continuous stainless steel caps on all curbs. Includes integral stainless steel drain assembly and strainer plate. Specify one (1), two (2), three (3) and four (4) tiling flanges.	\$1,529.00	\$1,640.00	545/247	9.0				
	Recommended Upgrades and Parts									
	830AA	Service Faucet - Chrome plated, faucet with vacuum breaker, integral stops, adjustable wall brace, pail hook and 3/4" (19mm) hose thread on spout. 8" (203mm) centerset.	See page 91 for pricing.							
	834AA	Service Faucet Adapter - Set of two (2). Extends hook-up of service faucet from 7-1/2" to 8-1/2" (191mm to 216mm).								
	TF	Tiling Flange - One (1) stainless steel tiling flange. One (1) to four (4) required.								
	VPD3	Vandal Proof Drain Assembly - 3" (76mm) One-piece, chrome plated, brass construction. Must be specified when ordering mop basin, not available separately.								
	QDC32	Quick Drain Connector - 3" (76mm) with 2" (51mm) hole.								
	1453BB	Strainer Plate - Flat type constructed of 18 gauge #304 stainless steel.								
	MSG3636	Wall Guard - Two (2) 36" x 12" (914mm x 305mm) stainless steel panels plus corner bracket.								
	MSG36	Wall Guard - One (1) extra 36" x 12" (914mm x 305mm) stainless steel panel.								
	MSGBRKT	Corner Bracket - One (1) extra corner bracket.								
	832AA	Hose/Bracket Combination - 30" (762mm) long, flexible, heavy-duty 5/8" (16mm) cloth reinforced, rubber hose with 3/4" (19mm) chrome coupling and 6" x 3" (152mm x 76mm) stainless steel bracket with rubber grip.								
	889CC	Mop Hanger Bracket - Constructed of 22 gauge #304 stainless steel.								
Regular Colors	Special Colors									
501 - Grey	100 - White	291 - Green								
	292 - Tan									


 Mop Service Basins
Terrazzo

Mop Service Basins - Terrazzo

Mop Service Basins
Terrazzo

Product	Model Number	Description	List Price		Approx. Wt. (lbs./kg)	Cubes (Ft. ³)	
			Regular	Special			
	TSB700	Stockton 36" x 24" (914mm x 610mm) Rectangular, black and white (081) mop service basin with 12" (152mm) deep, continuous stainless steel caps on all curbs. Includes integral stainless steel drain assembly and strainer plate. Specify one (1), two (2), three (3) and four (4) tiling flanges.	\$1,189.00	\$1,300.00	405/184	6.0	
	Recommended Upgrades and Parts						
	830AA	Service Faucet - Chrome plated, faucet with vacuum breaker, integral stops, adjustable wall brace, pail hook and 3/4" (19mm) hose thread on spout. 8" (203mm) centerset.	See page 91 for pricing.				
	834AA	Service Faucet Adapter - Set of two (2). Extends hook-up of service faucet from 7-1/2" to 8-1/2" (191mm to 216mm).					
	TF	Tiling Flange - One (1) stainless steel tiling flange. One (1) to four (4) required.					
	VPD3	Vandal Proof Drain Assembly - 3" (76mm) One-piece, chrome plated, brass construction. Must be specified when ordering mop basin, not available separately.					
	QDC32	Quick Drain Connector - 3" (76mm) with 2" (51mm) hole.					
	1453BB	Strainer Plate - Flat type constructed of 18 gauge #304 stainless steel.					
	MSG2424	Wall Guard - Two (2) 24" x 12" (610mm x 305mm) stainless steel panels plus corner bracket.					
	MSG24	Wall Guard - One (1) extra 24" x 12" (610mm x 305mm) stainless steel panel.					
	MSGBRKT	Corner Bracket - One (1) extra corner bracket.					
832AA	Hose/Bracket Combination - 30" (762mm) long, flexible, heavy-duty 5/8" (16mm) cloth reinforced, rubber hose with 3/4" (19mm) chrome coupling and 6" x 3" (152mm x 76mm) stainless steel bracket with rubber grip.						
889CC	Mop Hanger Bracket - Constructed of 22 gauge #304 stainless steel.						
Regular Colors	Special Colors						
501 - Grey	100 - White	291 - Green					
	292 - Tan						


Mop Service Basins - Terrazzo

Product	Model Number	Description	List Price		Approx. Wt. (lbs./kg)	Cubes (Ft. ³)	
			Regular	Special			
	TSB200	Stockton 24" x 24" (610mm x 610mm) Square, mop service basin with 12" (152mm) deep, plain curbs. Includes integral stainless steel drain assembly and strainer plate. Specify one (1), two (2), three (3) and four (4) tiling flanges.	\$ 747.00	\$ 858.00	287/130	6/34	
	Recommended Upgrades and Parts						
	830AA	Service Faucet - Chrome plated, faucet with vacuum breaker, integral stops, adjustable wall brace, pail hook and 3/4" (19mm) hose thread on spout. 8" (203 mm) centerset.	See page 91 for pricing.				
	834AA	Service Faucet Adapter - Set of two (2). Extends hook-up of service faucet from 7-1/2" to 8-1/2" (191mm to 216mm).					
	TF	Tiling Flange - One (1) stainless steel tiling flange. One (1) to four (4) required.					
	1239BB24	Bumper Guard - 18" (547mm) Constructed of aluminum with vinyl insert.					
	VPD3	Vandal Proof Drain Assembly - 3" (76mm) One-piece, chrome plated, brass construction. Must be specified when ordering mop basin, not available separately.					
	QDC32	Quick Drain Connector - 3" (76 mm) with 2" (51mm) hole.					
	1453BB	Strainer Plate - Flat type constructed of 18 gauge #304 stainless steel.					
	MSG2424	Wall Guard - Two (2) 24" x 12" (610mm x 305mm) stainless steel panels plus corner bracket.					
	MSG24	Wall Guard - One (1) extra 24" x 12" (610mm x 305mm) stainless steel panel.					
	MSGBRKT	Corner Bracket - One (1) extra corner bracket.					
832AA	Hose/Bracket Combination - 30" (762mm) long, flexible, heavy-duty 5/8" (16mm) cloth reinforced, rubber hose with 3/4" (19mm) chrome coupling and 6" x 3" (152mm x 76mm) stainless steel bracket with rubber grip.						
889CC	Mop Hanger Bracket - Constructed of 22 gauge #304 stainless steel.						
Regular Colors		Special Colors					
501 - Grey		100 - White 291 - Green 292 - Tan					


Mop Service Basins
Terrazzo

Mop Service Basins - Terrazzo

Mop Service Basins
Terrazzo

Product	Model Number	Description	List Price		Approx. Wt. (lbs./kg)	Cubes (Ft. ³)	
			Regular	Special			
	TSB400	Stockton 32" x 32" (813mm x 813mm) Square, mop service basin with 12" (152mm) deep, plain curbs. Includes integral stainless steel drain assembly and strainer plate. Specify one (1), two (2), three (3) and four (4) tiling flanges.	\$ 977.00	\$1,088.00	435/197	7.1	
	Recommended Upgrades and Parts						
	830AA	Service Faucet - Chrome plated, faucet with vacuum breaker, integral stops, adjustable wall brace, pail hook and 3/4" (19mm) hose thread on spout. 8" (203mm) centerset.	See page 91 for pricing.				
	834AA	Service Faucet Adapter - Set of two (2). Extends hook-up of service faucet from 7-1/2" to 8-1/2" (191mm to 216mm).					
	TF	Tiling Flange - One (1) stainless steel tiling flange. One (1) to four (4) required.					
	1239BB32	Bumper Guard - 32" (813mm) Constructed of aluminum with vinyl insert.					
	VPD3	Vandal Proof Drain Assembly - 3" (76mm) One-piece, chrome plated, brass construction. Must be specified when ordering mop basin, not available separately.					
	QDC32	Quick Drain Connector - 3" (76mm) with 2" (51mm) hole.					
	1453BB	Strainer Plate - Flat type constructed of 18 gauge #304 stainless steel.					
	MSG3232	Wall Guard - Two (2) 32" x 12" (813mm x 305mm) stainless steel panels plus corner bracket.					
	MSG32	Wall Guard - One (1) extra 32" x 12" (813mm x 305mm) stainless steel panel.					
	MSGBRKT	Corner Bracket - One (1) extra corner bracket.					
	832AA	Hose/Bracket Combination - 30" (762mm) long, flexible, heavy-duty 5/8" (16mm) cloth reinforced, rubber hose with 3/4" (19mm) chrome coupling and 6" x 3" (152mm x 76mm) stainless steel bracket with rubber grip.					
889CC	Mop Hanger Bracket - Constructed of 22 gauge #304 stainless steel.						
Regular Colors		Special Colors					
501 - Grey		100 - White 291 - Green 292 - Tan					


Mop Service Basins - Terrazzo

Product	Model Number	Description	List Price		Approx. Wt. (lbs./kg)	Cubes (Ft. ³)	
			Regular	Special			
	TSB600	36" x 36" (914mm x 914mm) Square, mop service basin with 12" (152mm) deep, plain curbs. Includes integral stainless steel drain assembly and strainerplate. Specify one (1), two (2), three (3) and four (4) tiling flanges.	\$1,186.00	\$1,297.00	545/247	9.0	
	Recommended Upgrades and Parts						
	830AA	Service Faucet - Chrome plated, faucet with vacuum breaker, integral stops, adjustable wall brace, pail hook and 3/4" (19mm) hose thread on spout. 8" (203mm) centerset.	See page 91 for pricing.				
	834AA	Service Faucet Adapter - Set of two (2). Extends hook-up of service faucet from 7-1/2" to 8-1/2" (191mm to 216mm).					
	TF	Tiling Flange - One (1) stainless steel tiling flange. One (1) to four (4) required.					
	1239BB36	Bumper Guard - 36" (914mm) Constructed of aluminum with vinyl insert.					
	VPD3	Vandal Proof Drain Assembly - 3" (76mm) One-piece, chrome plated, brass construction. Must be specified when ordering mop basin, not available separately.					
	QDC32	Quick Drain Connector - 3" (76mm) with 2" (51mm) hole.					
	1453BB	Strainer Plate - Flat type constructed of 18 gauge #304 stainless steel.					
	MSG3636	Wall Guard - Two (2) 36" x 12" (610mm x 305mm) stainless steel panels plus corner bracket.					
	MSG36	Wall Guard - One (1) extra 36" x 12" (610mm x 305mm) stainless steel panel.					
	MSGBRKT	Corner Bracket - One (1) extra corner bracket.					
	832AA	Hose/Bracket Combination - 30" (762mm) long, flexible, heavy-duty 5/8" (16mm) cloth reinforced, rubber hose with 3/4" (19mm) chrome coupling and 6" x 3" (152mm x 76mm) stainless steel bracket with rubber grip.					
	889CC	Mop Hanger Bracket - Constructed of 22 gauge #304 stainless steel.					
Regular Colors		Special Colors					
501 - Grey		100 - White 291 - Green 292 - Tan					



Mop Service Basins
Terrazzo

Mop Service Basins - Terrazzo

Mop Service Basins
Terrazzo

Product	Model Number	Description	List Price		Approx. Wt. (lbs./kg)	Cubes (Ft. ³)	
			Regular	Special			
	TSB800	Stockton 36" x 24" (914mm x 610mm) Square, mop service basin with 12" (152mm) deep, plain curbs. Includes integral stainless steel drain assembly and strainer plate. Specify one (1), two (2), three (3) and four (4) tiling flanges.	\$ 936.00	\$1,047.00	405/184	6.0	
	Recommended Upgrades and Parts						
	830AA	Service Faucet - Chrome plated, faucet with vacuum breaker, integral stops, adjustable wall brace, pail hook and 3/4" (19mm) hose thread on spout. 8" (203 mm) centerset.	See page 91 for pricing.				
	834AA	Service Faucet Adapter - Set of two (2). Extends hook-up of service faucet from 7-1/2" to 8-1/2" (191mm to 216mm).					
	TF	Tiling Flange - One (1) stainless steel tiling flange. One (1) to four (4) required.					
	1239BB36	Bumper Guard - 36" (914mm) Constructed of aluminum with vinyl insert.					
	1239BB24	Bumper Guard - 18" (457mm) Constructed of aluminum with vinyl insert.					
	VPD3	Vandal Proof Drain Assembly - 3" (76mm) One-piece, chrome plated, brass construction. Must be specified when ordering mop basin, not available separately.					
	QDC32	Quick Drain Connector - 3" (76mm) with 2" (51mm) hole.					
	1453BB	Strainer Plate - Flat type constructed of 18 gauge #304 stainless steel.					
	MSG3624	Wall Guard - One (1) 36" x 12" (914mm x 305mm) and one (1) 24" x 12" (610mm x 305mm) stainless steel panel plus corner bracket.					
	MSG36	Wall Guard - One (1) extra 36" x 12" (914mm x 305mm) stainless steel panel.					
	MSG24	Wall Guard - One (1) extra 24" x 12" (610mm x 305mm) stainless steel panel.					
	MSGBRKT	Corner Bracket - One (1) extra corner bracket.					
	832AA	Hose/Bracket Combination - 30" (762mm) long, flexible, heavy-duty 5/8" (16mm) cloth reinforced, rubber hose with 3/4" (19mm) chrome coupling and 6" x 3" (152mm x 76mm) stainless steel bracket with rubber grip.					
889CC	Mop Hanger Bracket - Constructed of 22 gauge #304 stainless steel.						
Regular Colors		Special Colors					
501 - Grey		100 - White 291 - Green 292 - Tan					



Mop Service Basins - Molded Stone™

Product	Model Number	Description	List Price	Approx. Wt. (lbs./kg)	Cubes (Ft. ³)	
	24EFS	Modesto 24" x 24" (610mm x 610mm) Square, Molded Stone™ mop service basin with 10" (254mm) deep, plain curbs. Includes QDC3-2 quick drain connector, integral stainless steel drain assembly and strainer plate.	\$ 364.00	35/16	4.7	
	Recommended Upgrades and Parts					
	830AA	Service Faucet - Chrome plated, faucet with vacuum breaker, integral stops, adjustable wall brace, pail hook and 3/4" (19mm) hose thread on spout. 8" (203 mm) centerset.	See page 91 for pricing.			
	834AA	Service Faucet Adapter - Set of two (2). Extends hook-up of service faucet from 7-1/2" to 8-1/2" (191 mm to 216 mm).				
	E77AA24	Bumper Guard - Two (2) 24" (610mm) Extruded vinyl construction.				
	E88AA24	Bumper Guard - 24" (610mm) Stainless steel construction.				
	QIC32	Quick Drain Connector - 3" (76mm) with 2" (51mm) hole.				
	1453BB	Strainer Plate - Flat type constructed of 18 gauge #304 stainless steel.				
	MSG2424	Wall Guard - Two (2) 24" x 12" (610mm x 305mm) stainless steel panels plus corner bracket.				
	MSG24	Wall Guard - One (1) extra 24" x 12" (610mm x 305mm) stainless steel panel.				
	MSGBRKT	Corner Bracket - One (1) extra corner bracket.				
	832AA	Hose/Bracket Combination - 30" (762mm) long, flexible, heavy-duty 5/8" (16mm) cloth reinforced, rubber hose with 3/4" (19mm) chrome coupling and 6" x 3" (152mm x 76mm) stainless steel bracket with rubber grip.				
	889CC	Mop Hanger Bracket - Constructed of 22 gauge #304 stainless steel.				
	833AA	Silicone Sealant - One (1) recommended for installation.				
	36EFS	Modesto 36" x 24" (914mm x 610mm) Square, Molded Stone™ mop service basin with 10" (25mm) deep, plain curbs. Includes QDC3-2 quick drain connector, integral stainless steel drain assembly and strainer plate.		\$ 371.00	52/24	7.2
	Recommended Upgrades and Parts					
	830AA	Service Faucet - Chrome plated, faucet with vacuum breaker, integral stops, adjustable wall brace, pail hook and 3/4" (19mm) hose thread on spout. 8" (203mm) centerset.	See page 91 for pricing.			
	834AA	Service Faucet Adapter - Set of two (2). Extends hook-up of service faucet from 7-1/2" to 8-1/2" (191mm to 216mm).				
	E77AA36	Bumper Guard - One (1) 36" (914mm) and one (1) 24" (610mm) constructed of extruded vinyl.				
	E88AA36	Bumper Guard - One (1) 36" (914mm) and one (1) 24" (610mm) constructed of stainless steel.				
	1453BB	Strainer Plate - Flat type constructed of 18 gauge #304 stainless steel.				
	MSG3624	Wall Guard - One (1) 36" x 12" (914mm x 305mm) and one (1) 24" x 12" (610mm x 305mm) stainless steel panel plus corner bracket.				
	MSG36	Wall Guard - One (1) extra 36" x 12" (914mm x 305mm) stainless steel panel.				
	MSG24	Wall Guard - One (1) extra 24" x 12" (610mm x 305mm) stainless steel panel.				
	MSGBRKT	Corner Bracket - One (1) extra corner bracket.				
	832AA	Hose/Bracket Combination - 30" (762mm) long, flexible, heavy-duty 5/8" (16mm) cloth reinforced, rubber hose with 3/4" (19mm) chrome coupling and 6" x 3" (152mm x 76mm) stainless steel bracket with rubber grip.				
	889CC	Mop Hanger Bracket - Constructed of 22 gauge #304 stainless steel.				
	833AA	Silicone Sealant - One (1) recommended for installation.				



**Mop Service Basins
Molded Stone™**

Mop Service Basins - Molded Stone™

Mop Service Basins
Molded Stone™

Product	Model Number	Description	List Price	Approx. Wt. (lbs./kg)	Cubes (Ft. ³)	
	MSB2424	24" x 24" (610mm x 610mm) Square, Molded Stone™ mop service basin with 10" (254mm) deep, plain curbs. Stainless Steel drain is designed to connect to a 3" drain pipe.	\$ 364.00	30/13.6	4.7	
	Recommended Upgrades and Parts					
	830AA	Service Faucet - Chrome plated, faucet with vacuum breaker, integral stops, adjustable wall brace, pail hook and 3/4" (19mm) hose thread on spout. 8" (203mm) centerset.	See page 91 for pricing.			
	834AA	Service Faucet Adapter - Set of two (2). Extends hook-up of service faucet from 7-1/2" to 8-1/2" (191mm to 216mm).				
	E77AA24	Bumper Guard - Two (2) 24" (610mm) Extruded vinyl construction.				
	E88AA24	Bumper Guard - Two (2) 24" (610mm) Stainless steel construction.				
	1453BB	Strainer Plate - Flat type constructed of 18 gauge #304 stainless steel.				
	MSG2424	Wall Guard - Two (2) 24" x 12" (610mm x 305mm) stainless steel panels plus corner bracket.				
	MSG24	Wall Guard - One (1) extra 24" x 12" (610mm x 305mm) stainless steel panel.				
	MSGBRKT	Corner Bracket - One (1) extra corner bracket.				
	832AA	Hose/Bracket Combination - 30" (762mm) long, flexible, heavy-duty 5/8" (16mm) cloth reinforced, rubber hose with 3/4" (19mm) chrome coupling and 6" x 3" (152mm x 76mm) stainless steel bracket with rubber grip.				
	889CC	Mop Hanger Bracket - Constructed of 22 gauge #304 stainless steel.				
833AA	Silicone Sealant - One (1) recommended for installation.					
	MSBID2424	24" x 24" (610mm x 610mm) Square, Molded Stone™ mop service basin with 10" (254mm) deep, plain curbs. Integral drain is molded into a one piece unit and designed to connect to a 3" drain pipe.		\$ 320.00	30/13.6	4.7
	Recommended Upgrades and Parts					
	830AA	Service Faucet - Chrome plated, faucet with vacuum breaker, integral stops, adjustable wall brace, pail hook and 3/4" (19mm) hose thread on spout. 8" (203mm) centerset.	See page 91 for pricing.			
	834AA	Service Faucet Adapter - Set of two (2). Extends hook-up of service faucet from 7-1/2" to 8-1/2" (191mm to 216mm).				
	E77AA24	Bumper Guard - Two (2) 24" (610mm) Extruded vinyl construction.				
	E88AA24	Bumper Guard - Two (2) 24" (610mm) Stainless steel construction.				
	1453BB	Strainer Plate - Flat type constructed of 18 gauge #304 stainless steel.				
	MSG2424	Wall Guard - Two (2) 24" x 12" (610mm x 305mm) stainless steel panels plus corner bracket.				
	MSG24	Wall Guard - One (1) extra 24" x 12" (610mm x 305mm) stainless steel panel.				
	MSGBRKT	Corner Bracket - One (1) extra corner bracket.				
	832AA	Hose/Bracket Combination - 30" (762mm) long, flexible, heavy-duty 5/8" (16mm) cloth reinforced, rubber hose with 3/4" (19mm) chrome coupling and 6" x 3" (152mm x 76mm) stainless steel bracket with rubber grip.				
	889CC	Mop Hanger Bracket - Constructed of 22 gauge #304 stainless steel.				
833AA	Silicone Sealant - One (1) recommended for installation.					


Mop Service Basins - Molded Stone™

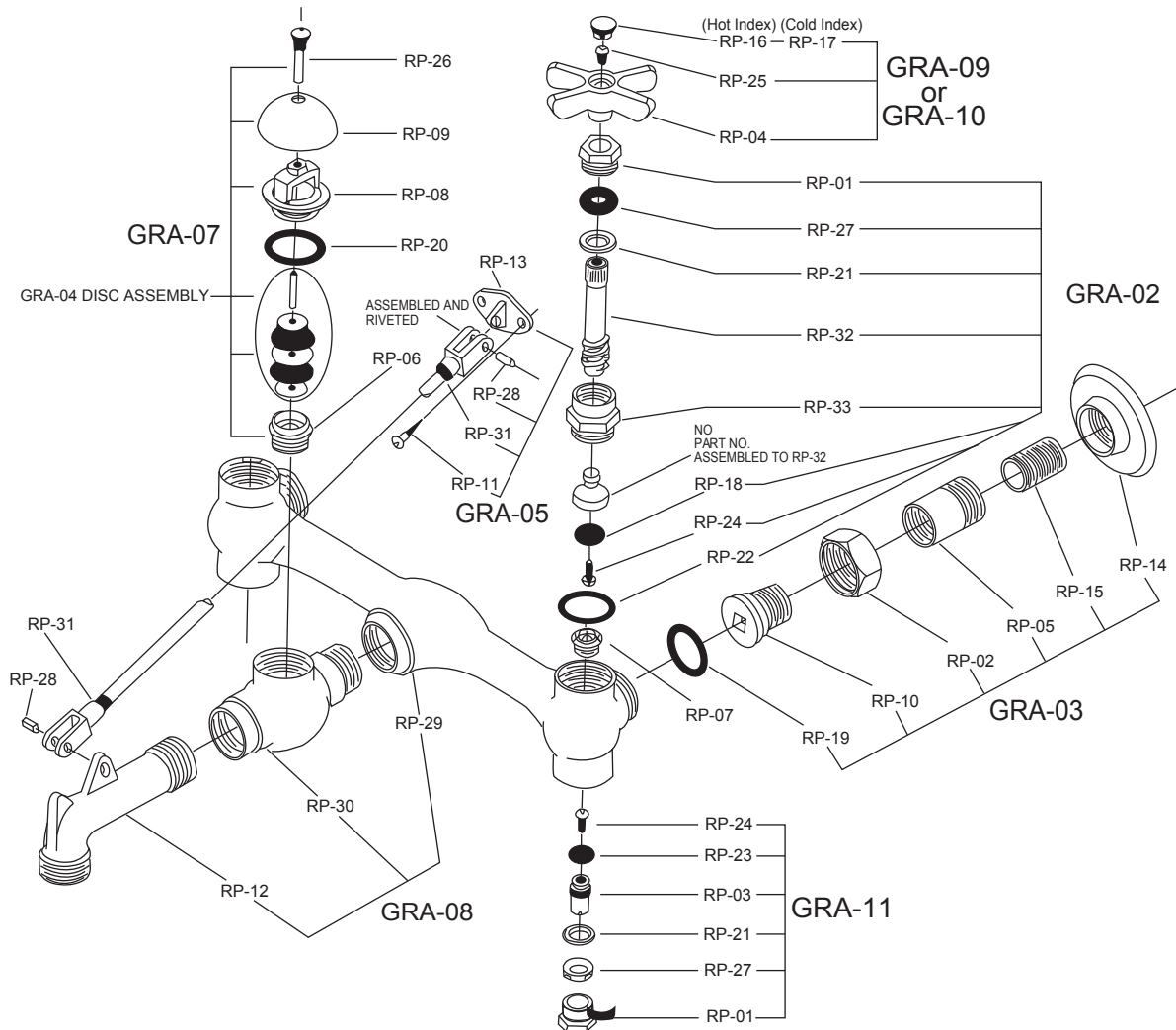
Product	Model Number	Description	List Price	Approx. Wt. (lbs./kg)	Cubes (Ft. ³)	
	MSB3624	Modesto 36" x 24" (914mm x 610mm) Square, Molded Stone™ mop service basin with 10" (254mm) deep, plain curbs. Includes quick drain connector, integral stainless steel drain assembly and strainer plate.	\$ 371.00	49/22	7.2	
	Recommended Upgrades and Parts					
	830AA	Service Faucet - Chrome plated, faucet with vacuum breaker, integral stops, adjustable wall brace, pail hook and 3/4" (19mm) hose thread on spout. 8" (203mm) centerset.	See page 91 for pricing.			
	834AA	Service Faucet Adapter - Set of two (2). Extends hook-up of service faucet from 7-1/2" to 8-1/2" (191mm to 216mm).				
	E77AA36	Bumper Guard - One (1) 36" (914mm) and one (1) 24" (610 mm) constructed of extruded vinyl.				
	E88AA36	Bumper Guard - One (1) 36" (914 mm) and one (1) 24" (610mm) constructed of stainless steel.				
	1453BB	Strainer Plate - Flat type constructed of 18 gauge #304 stainless steel.				
	MSG3624	Wall Guard - One (1) 36" x 12" (914mm x 305mm) and one (1) 24" x 12" (610mm x 305mm) stainless steel panel plus corner bracket.				
	MSG36	Wall Guard - One (1) extra 36" x 12" (914mm x 305mm) stainless steel panel.				
	MSG24	Wall Guard - One (1) extra 24" x 12" (610mm x 305mm) stainless steel panel.				
	MSGBRKT	Corner Bracket - One (1) extra corner bracket.				
	832AA	Hose/Bracket Combination - 30" (762mm) long, flexible, heavy-duty 5/8" (16mm) cloth reinforced, rubber hose with 3/4" (19mm) chrome coupling and 6" x 3" (152mm x 76mm) stainless steel bracket with rubber grip.				
	889CC	Mop Hanger Bracket - Constructed of 22 gauge #304 stainless steel.				
833AA	Silicone Sealant - One (1) recommended for installation.					
	MSBIDTG2424	24" x 24" (610mm x 610mm) Square, Molded Stone™ mop service basin with 10" (254mm) deep, plain curbs. Integral drain is molded into a one piece unit and designed to connect to a 3" drain pipe. Includes 830AA faucet, 832AA hose and bracket, 889CC mop hanger bracket.		\$ 658.00	30/13.6	4.7
	Recommended Upgrades and Parts					
	830AA	Service Faucet - Chrome plated, faucet with vacuum breaker, integral stops, adjustable wall brace, pail hook and 3/4" (19mm) hose thread on spout. 8" (203mm) centerset.	See page 91 for pricing.			
	832AA	Hose/Bracket Combination - 30" (762mm) long, flexible, heavy-duty 5/8" (16mm) cloth reinforced, rubber hose with 3/4" (19mm) chrome coupling and 6" x 3" (152mm x 76mm) stainless steel bracket with rubber grip.				
889CC	Mop Hanger Bracket - Constructed of 22 gauge #304 stainless steel.					

**Mop Service Basins
Molded Stone™**

Mop Service Basins Faucet

Mop Service Basins
Mop Service Basin Faucet

Product	Model Number	Description	List Price	Approx. Wt. (lbs./kg)	Cubes (Ft. ³)	
	830AA	Service Faucet Chrome plated, faucet with vacuum breaker, integral stops, adjustable wall brace, pail hook and 3/4" (19mm) hose thread on spout. 8" (203mm) centerset.	\$ 220.00	2/1	.02	
	Recommended Upgrades and Parts					
	834AA	Service Faucet Adapter - Set of two (2). Extends hook-up of service faucet from 7-1/2" to 8-1/2" (191mm to 216mm).	\$ 19.00			
	GRA02	Handle Mounting Group Assembly - Includes part numbers RP01, RP18, RP21, RP22, RP24, RP27, RP32 and RP33.	\$ 41.00			
	GRA03	Coupling Assembly - Includes part numbers RP02, RP05, RP10, RP14, RP15 and RP19.	\$ 60.00			
	GRA05	Brace Assembly - Includes part numbers RP11 (2), RP13, RP28 (2) and RP31.	\$ 17.00			
	GRA07	Vacuum Breaker and Disc Assembly - Includes part numbers RP06, RP08, RP09, RP20, RP26 and disc assembly.	\$ 41.00			
	GRA08	Complete Body Assembly - Includes part numbers RP12, RP29 and RP30.	\$ 238.00			
	GRA09	Handle Assembly (Cold) - Includes part numbers RP04, RP17 and RP25.	\$ 46.00			
	GRA10	Handle Assembly (Hot) - Includes part numbers RP04, RP16 and RP25.	\$ 46.00			
	GRA11	Integral Stop Assembly - Includes part numbers RP01, RP03, RP21, RP23, RP24 and RP27.	\$ 23.00			
RP07	Seat - Two (2) per package.	\$ 14.00				



Mop Service Basins - Recommended Upgrades and Parts

Product	Model Number	Description	List Price
	830AA	Service Faucet - Chrome plated, faucet with vacuum breaker, integral stops, adjustable wall brace, pail hook and 3/4" (19mm) hose thread on spout. 8" (203mm) centerset.	\$ 220.00
	832AA	Hose/Bracket Combination - 30" (762mm) long, flexible, heavy-duty 5/8" (16mm) cloth reinforced, rubber hose with 3/4" (19mm) chrome coupling and 6" x 3" (152mm x 76mm) stainless steel bracket with rubber grip.	\$ 38.00
	833AA	Silicone Sealant - One (1) recommended for installation.	\$ 21.00
	834AA	Service Faucet Adapter - Set of two (2). Extends hook-up of service faucet from 7-1/2" to 8-1/2" (191mm to 216mm).	\$ 19.00
	889CC	Mop Hanger Bracket - Constructed of 22 gauge #304 stainless steel.	\$ 80.00
	1453BB	Strainer Plate - Flat type constructed of 18 gauge #304 stainless steel.	\$ 24.00
	1239BB24	Bumper Guard - 18" (457mm) Bumper guard constructed of aluminum with vinyl insert.	\$ 80.00
	1239BB32	Bumper Guard - 32" (813mm) Bumper guard constructed of aluminum with vinyl insert.	\$ 88.00
	1239BB36	Bumper Guard - 36" (914mm) Constructed of aluminum with vinyl insert.	\$ 90.00
	E77AA24	Bumper Guard - Two (2) 24" (610mm) Extruded vinyl construction.	\$ 40.00
	E77AA36	Bumper Guard - One (1) 36" (914mm) and one (1) 24" (610mm) constructed of extruded vinyl.	\$ 42.00
	E88AA24	Bumper Guard - 24" (610mm) Stainless steel construction	\$ 40.00
	E88AA36	Bumper Guard - One (1) 36" (914 mm) and one (1) 24" (610mm) constructed of stainless steel.	\$ 46.00
	MSG24	Wall Guard - One (1) extra 24" x 12" (610mm x 305mm) stainless steel panel.	\$ 115.00
	MSG2424	Wall Guard - Two (2) 24" x 12" (610mm x 305mm) stainless steel panels plus corner bracket.	\$ 275.00
	MSG28	Wall Guard - One (1) extra 28" x 12" (711mm x 305mm) stainless steel panel.	\$ 115.00
	MSG2828	Wall Guard - Two (2) 28" x 12" (711mm x 305mm) stainless steel panels plus corner bracket.	\$ 275.00
	MSG32	Wall Guard - One (1) extra 32" x 12" (813mm x 305mm) stainless steel panel.	\$ 115.00
	MSG3232	Wall Guard - Two (2) 32" x 12" (813mm x 305mm) stainless steel panels plus corner bracket.	\$ 275.00
	MSG36	Wall Guard - One (1) extra 36" x 12" (914mm x 305mm) stainless steel panel.	\$ 115.00
	MSG3636	Wall Guard - Two (2) 36" x 12" (914mm x 305mm) stainless steel panels plus corner bracket.	\$ 287.00
	MSG3624	Wall Guard - One (1) 36" x 12" (914mm x 305mm) and one (1) 24" x 12" (610mm x 305mm) stainless steel panel plus corner bracket.	\$ 275.00
	QDC3-2	Quick Drain Connector - 3" (76mm) with 2" (51mm) hole. EFS basins.	\$ 24.00
	TF	Tiling Flange - One (1) stainless steel tiling flange.	\$ 60.00
	VPD3	Vandal Proof Drain Assembly - 3" (76mm) One-piece, chrome plated, brass construction. Must be specified when ordering mop basin, not available separately.	\$ 75.00
	MSGBRKT	Corner Bracket - One (1) extra corner bracket.	\$ 45.00
	QDC3XH	O.D. 4.48" (113mm), I.D. 3.4" (86mm) for use with 3.5" (89mm) O.D. pipe. Terrazzo and Molded Stone™ mop service basins.	\$ 14.00
	QDC3SN	O.D. 4.4" (111mm), I.D. 3.2" (81mm) for use with 3.5" (89mm) O.D. pipe. Terrazzo and Molded Stone™ mop service basins.	\$ 15.00

**Mop Service Basins
Recommended
Upgrades and Parts**

Terms & Conditions

Prices—All previous prices are withdrawn. Prices shown are subject to change without notice and all orders will be accepted only on “**price-in-effect-at-time-of-shipment**” basis. All prices and agreements are contingent upon strikes, accidents and other causes unavoidable or beyond our control.

Taxes—In addition to the stated selling prices, the Buyer shall reimburse Fiat Products® for all applicable taxes, now or hereafter Levied upon the production, sale, use or shipment in connection with the material sold.

Acceptance/Order Approval—The acceptance, shipment and delivery of any order is subject to credit investigation and approval from Seller’s Credit Department. Seller reserves the right to withhold delivery or stop shipment in transit on accepted orders without any liability on seller’s part, if in seller’s opinion, Buyer’s ability to pay for the product per the selling terms and conditions is in doubt.

Contingencies—Delivery dates, if given, are based on conditions at that point in time. Delivery dates are contingent on the non-occurrence of fires, strikes, accidents, transportation. Delivery dates are contingent on the non-occurrence of fires, strikes, accidents, transportation delays and other uncontrollable causes. Seller will not be liable for back charges for late delivery under any circumstances.

ALL CHANGES, CANCELLATIONS, DELETIONS OR ADDITIONS NEED TO BE MADE IN WRITING, VIA LETTER OR FACSIMILE and addressed to Fiat Products® attn: Customer Service Manager 41 Cairns Rd. Mansfield, OH 44903. No telephone or oral changes will be accepted.

Delivery and Shipment of Material—Delivery to the initial carrier constitutes delivery to the buyer. Unless the freight terms indicate otherwise, seller’s responsibility ceases upon delivery to the initial carrier. Any visible shortages/damages must be noted on the freight bill and signed by the driver. DO NOT REFUSE DELIVERY if damage is discovered after processing. Claims for damage to or loss of material in transit should be filed immediately by buyer, direct with carrier.

Freight Terms—Shipments are F.O.B. Factory, or other designated shipping point determined by Fiat Products® unless otherwise indicated. **Any shipment or delivery dates quoted by Fiat Products® are estimated.** The Company shall be obligated to use reasonable efforts to meet such dates. **Fiat Products® will in no event be liable for any delays in delivery or failure to give notice of delay, or for any other failure to perform here-under due to causes beyond the reasonable control of the Company.** Such causes shall include, but not be limited to acts of God, the elements, acts or omissions of manufacturers or suppliers of the Products or parts thereof, acts or omissions of Buyer or civil and military authorities, fires, labor disputes or any other inability to obtain the Products, parts thereof, or necessary power, labor, materials or supplies. The Company will be entitled to refuse to make, or to delay any shipments of the Products if Buyer shall fail to pay when due any payment owed by it to the Company, whether under this or any other contract between the Company and Buyer.

Terms—Manufacturer’s liability ceases upon delivery of shipment to carrier. Shortages must be reported to Fiat Products® within 10 days of receipt of shipment. The Consignee is to file claim against carrier for all goods lost or damaged in transit. No goods shall be returned without permission from the manufacturer and are subject to a handling charge. No debit memos will be accepted. Goods proved to be defective will be replaced at our discretion, but no claims for damage incurred or work done thereon will be allowed.

Claims for Shortages—All claims for shortages of inaccurate filing of orders shall be made in writing within ten (10) days after buyer’s receipt of material.

Cancellation of Non-Standard Items—Cancellation or changes will not be accepted after production has begun on any non-standard stock item. This includes non-standard colors, specially drilled items and all fixtures having unusual features requiring extra supervision/labor during production.

Limited One Year Warranty

**FIAT PRODUCTS®
LIMITED ONE YEAR WARRANTY**

AS America, Inc. offers a limited warranty on Fiat Products to the original Purchaser consumer, both residential and commercial that products of its own manufacture shall be free of defects in material and workmanship for a period of One Year.

Under this warranty Fiat Products will, at its sole discretion, upon receipt of a written claim and proof of purchase, either (1) repair the product, (2) replace the product or any part therein with a Fiat Product of equal or similar type and size, or (3) refund to the consumer the wholesale price of the product received by Fiat Products. If Fiat Products elects to refund the wholesale price to the consumer, Fiat Products shall have no further obligation to its wholesale customer, or any contractor with respect to such product. Goods proven to be defective will be replaced after proper inspection, but no claims for damages incurred or for work done thereon will be allowed. Replacements when supplied will be shipped at no cost to the consumer.

This warranty **does not apply** to local building code compliance. Since local building codes vary considerably, the purchaser of the product should check with a local building or plumbing contractor to ensure local code compliance before installation.

This warranty **will be void** if:

- 1) the product has been moved from its initial place of installation;
- 2) if it has been subjected to faulty maintenance, abuse, misuse, accident or other damage;
- 3) if it was not installed in accordance with Fiat Products instructions; or
- 4) if it has been modified in a manner inconsistent with the product as shipped by Fiat Products.

This warranty **DOES NOT COVER** any damages caused by the use of non-approved cleaners, improper installations or excessive abuse.

Fiat Products' right to repair or exchange the product under this warranty does not cover any labor or other costs of removal or installation including any costs of any surround material such as tile or marble.

Fiat Products is not responsible for any other incidental or consequential damages attributed to a product defect or to the repair or exchange of a defective product, all of which are expressly excluded from this warranty. (Some states or provinces do not allow the exclusion or limitation of implied warranties, so this exclusion may not apply to you.)

This warranty gives you specific rights. You may have other statutory rights that may vary from state to state or province to province, in which case this warranty does not affect such statutory rights.

In the United States:

AS America, Inc.
P.O. Box 6820
Piscataway, New Jersey 08855
Attention: Director of Consumer Affairs
For residents of the United States,
warranty information may also be obtained
by calling the following
toll free number: (800) 442-1902
www.fiatproducts.com

In Canada:

AS Canada, ULC
5900 Avebury Rd.
Mississauga, Ontario
Canada L5R 3M3
Toll Free: (800) 387-0369
www.fiatproducts.com

In Mexico:

American Standard B&K Mexico
S. de R.L. de C.V.
Via Morelos #330
Col. Santa Clara
Ecatepec 55540 Edo. Mexico
Toll Free: 01-800-839-1200
www.fiatproducts.com

THIS WARRANTY IS NOT TRANSFERABLE FROM ORIGINAL CONSUMER PURCHASER.

Limited One Year Warranty

FIAT
PRODUCTS

www.fiatproducts.com

For Customer Service Call: 1-800-442-1902
or fax 1.800.327.9387

©2011 AS America, Inc.
Item #SAD11B103